Appendix (A)

Story Response - Auto Lateral Load to Stories

Summary Description

This is story response output for a specified range of stories and a selected load case or load combination.

Input Data

Name	StoryResp2		
Display Type	Auto lateral loads to stories	Story Range	All Stories
Load Pattern	windx	Top Story	Story20
Load Set	1	Bottom Story	Base

Plot

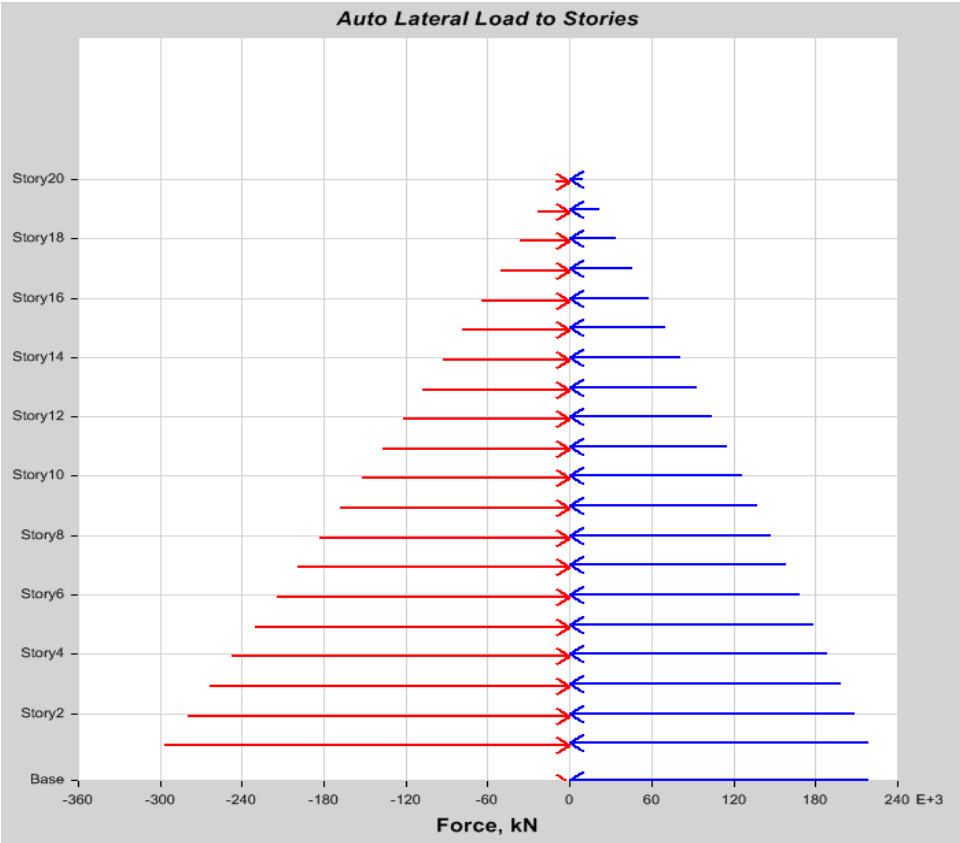

Tabulated Plot Coordinates

Story Response Values

Story	Elevation	Location	X-Dir	Y-Dir
	m		kN	kN
Story20	64.8	Top	86.6178	0
Story19	61.6	Top	53.3666	0
Story18	58.4	Top	52.8692	0
Story17	55.2	Top	52.352	0
Story16	52	Top	51.8128	0
Story15	48.8	Top	51.2494	0
Story14	45.6	Top	50.6589	0
Story13	42.4	Top	50.038	0
Story12	39.2	Top	49.3825	0
Story11	36	Top	48.6876	0
Story10	32.8	Top	47.9469	0
Story9	29.6	Top	47.1525	0
Story8	26.4	Top	46.2939	0
Story7	23.2	Top	45.3571	0
Story6	20	Top	44.3222	0
Story5	16.8	Top	43.1602	0
Story4	13.6	Top	41.8254	0
Story3	10.4	Top	40.2381	0
Story2	7.2	Top	38.2396	0
Story1	4	Top	40.9123	0
Base	0	Top	0	0

Story Response - Auto Lateral Load to Diaphragm D1

Summary Description

This is story response output for a specified range of stories and a selected load case or load combination.

Input Data

Name	StoryResp2		
Display Type	Auto lateral loads to diaphs	Story Range	All Stories
Load Pattern	windx	Top Story	Story20
Load Set	1	Bottom Story	Base

Plot

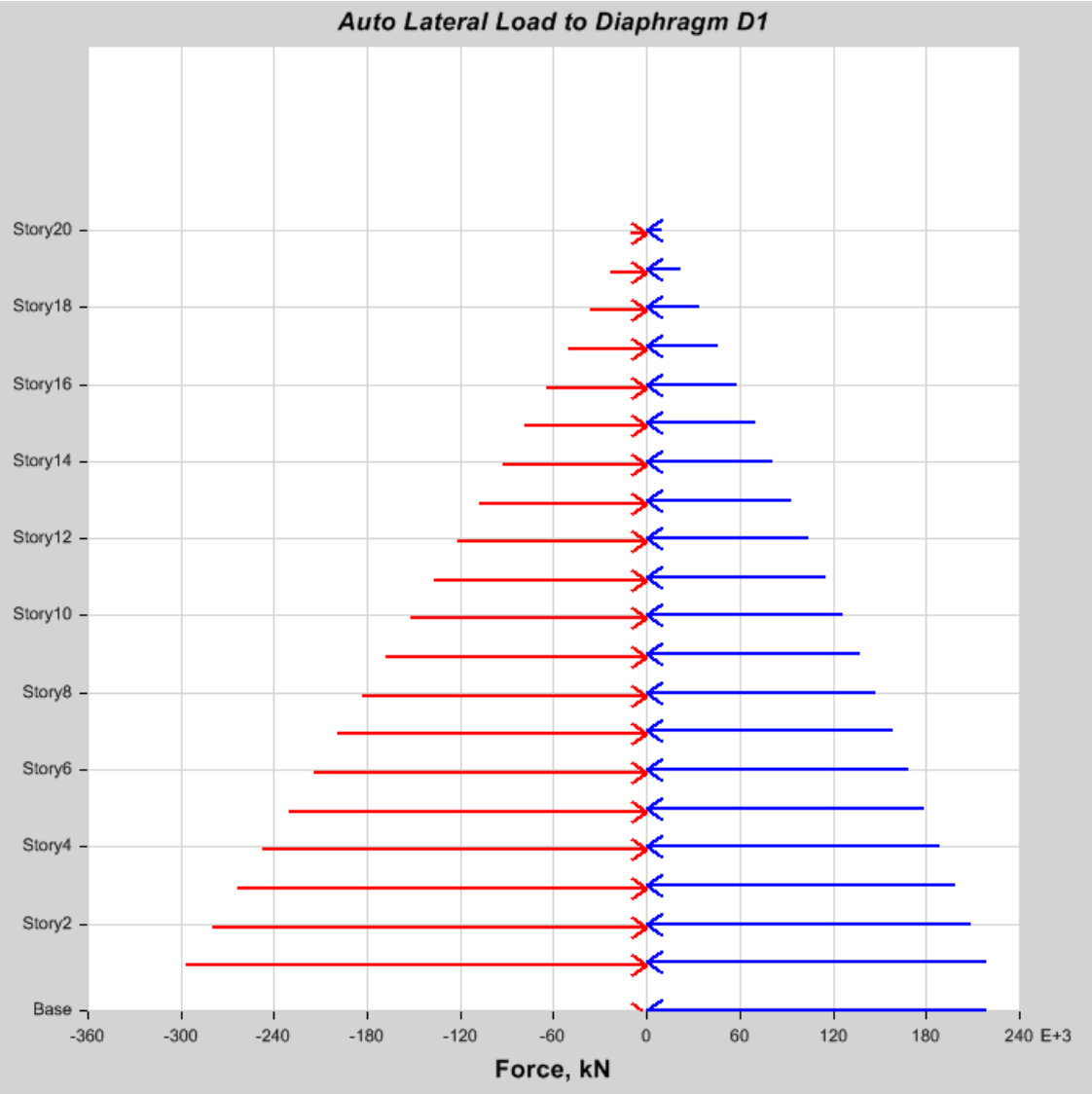

Tabulated Plot Coordinates

Story Response Values

Story	Elevation	Location	X-Dir	Y-Dir
	m		kN	kN
Story20	64.8	Top	86.6178	0
Story19	61.6	Top	53.3666	0
Story18	58.4	Top	52.8692	0
Story17	55.2	Top	52.352	0
Story16	52	Top	51.8128	0
Story15	48.8	Top	51.2494	0
Story14	45.6	Top	50.6589	0
Story13	42.4	Top	50.038	0
Story12	39.2	Top	49.3825	0
Story11	36	Top	48.6876	0
Story10	32.8	Top	47.9469	0
Story9	29.6	Top	47.1525	0
Story8	26.4	Top	46.2939	0
Story7	23.2	Top	45.3571	0
Story6	20	Top	44.3222	0
Story5	16.8	Top	43.1602	0
Story4	13.6	Top	41.8254	0
Story3	10.4	Top	40.2381	0
Story2	7.2	Top	38.2396	0
Story1	4	Top	40.9123	0
Base	0	Top	0	0

Story Response - CM Displacement for Diaphragm D1

Summary Description

This is story response output for a specified range of stories and a selected load case or load combination.

Input Data

Name	StoryResp2		
Display Type	Diaph CM displ	Story Range	All Stories
Load Combo	Comb3	Top Story	Story20
Output Type	Absolute Max	Bottom Story	Base

Plot

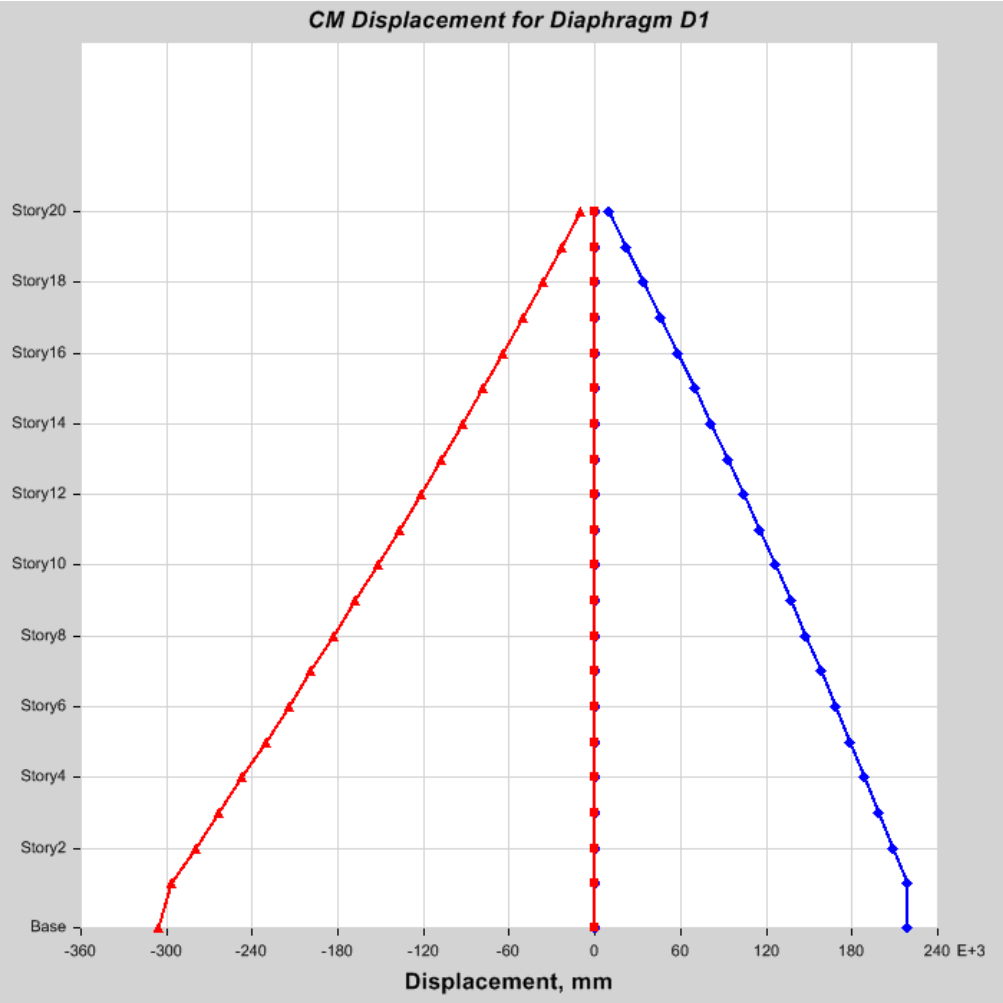

Tabulated Plot Coordinates

Story Response Values

Story	Elevation	Location	X-Dir	Y-Dir
	m		mm	mm
Story20	64.8	Top	0	0
Story19	61.6	Top	0	0
Story18	58.4	Top	0	0
Story17	55.2	Top	0	0
Story16	52	Top	0	0
Story15	48.8	Top	0	0
Story14	45.6	Top	0	0
Story13	42.4	Top	0	0
Story12	39.2	Top	0	0
Story11	36	Top	0	0
Story10	32.8	Top	0	0
Story9	29.6	Top	0	0
Story8	26.4	Top	0	0
Story7	23.2	Top	0	0
Story6	20	Top	0	0
Story5	16.8	Top	0	0
Story4	13.6	Top	0	0
Story3	10.4	Top	0	0
Story2	7.2	Top	0	0
Story1	4	Top	0	0
Base	0	Top	0	0

Story Response - Drifts for Diaphragm D1

Summary Description

This is story response output for a specified range of stories and a selected load case or load combination.

Input Data

Name	StoryResp2		
Display Type	Diaph drifts	Story Range	All Stories
Load Combo	Comb3	Top Story	Story20
Output Type	Absolute Max	Bottom Story	Base

Plot

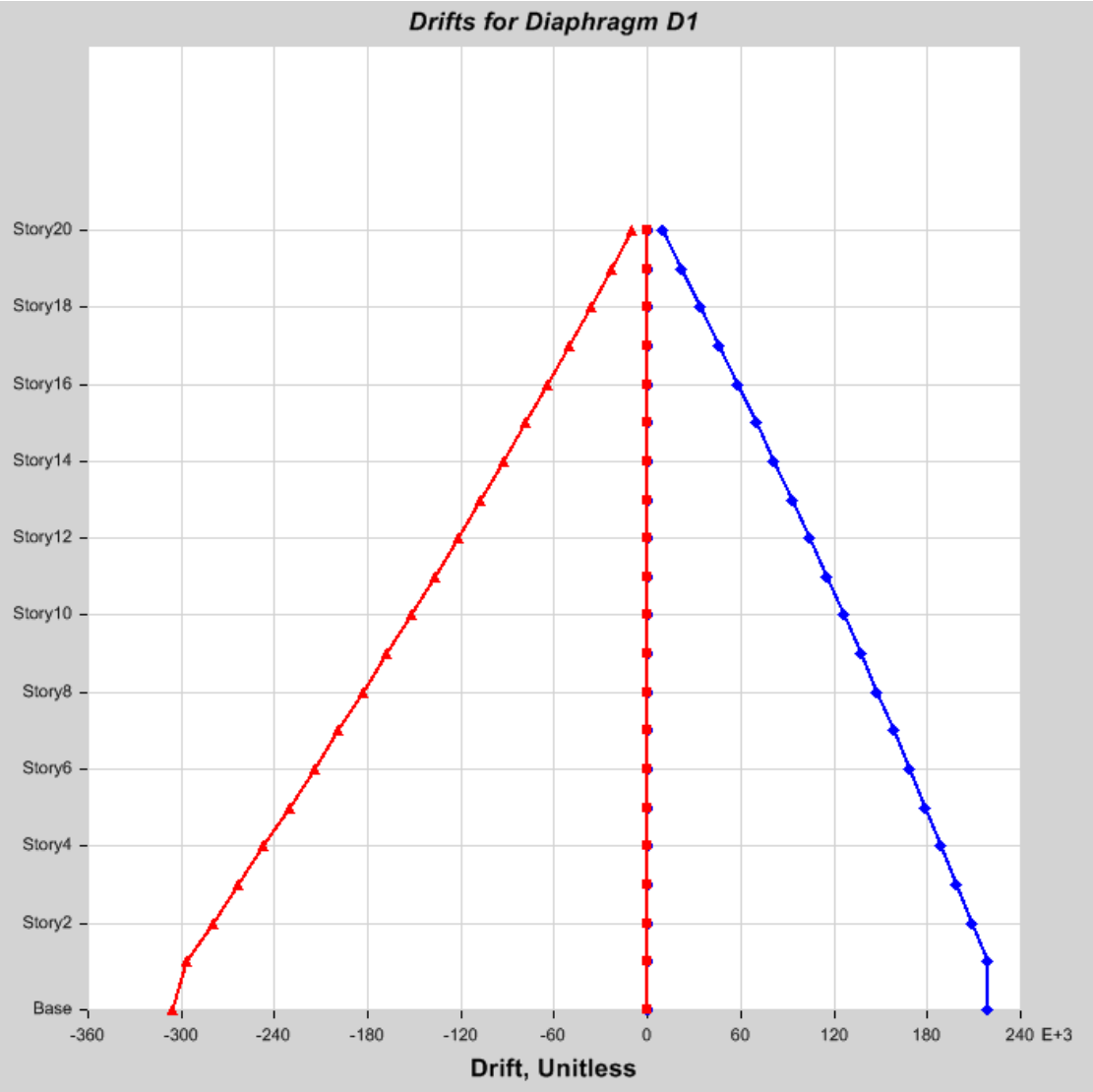

Tabulated Plot Coordinates

Story Response Values

Story	Elevation	Location	X-Dir	Y-Dir
	m			
Story20	64.8	Top	0	0
Story19	61.6	Top	0	0
Story18	58.4	Top	0	0
Story17	55.2	Top	0	0
Story16	52	Top	0	0
Story15	48.8	Top	0	0
Story14	45.6	Top	0	0
Story13	42.4	Top	0	0
Story12	39.2	Top	0	0
Story11	36	Top	0	0
Story10	32.8	Top	0	0
Story9	29.6	Top	0	0
Story8	26.4	Top	0	0
Story7	23.2	Top	0	0
Story6	20	Top	0	0
Story5	16.8	Top	0	0
Story4	13.6	Top	0	0
Story3	10.4	Top	0	0
Story2	7.2	Top	0	0
Story1	4	Top	0	0
Base	0	Top	0	0

Story Response - Maximum Story Displacement

Summary Description

This is story response output for a specified range of stories and a selected load case or load combination.

Input Data

Name	StoryResp1		
Display Type	Max story displ	Story Range	All Stories
Load Case	windx	Top Story	Story20
Output Type	Step Number 1	Bottom Story	Base

Plot

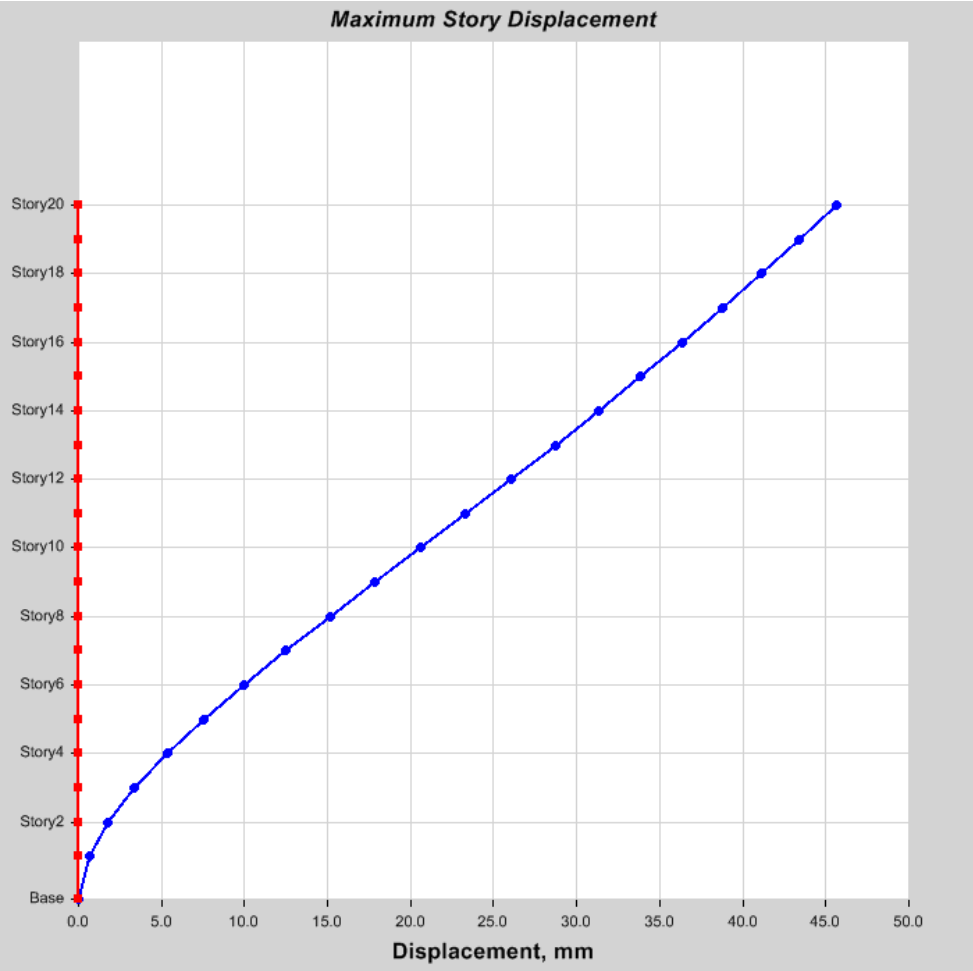

Tabulated Plot Coordinates

Story Response Values

Story	Elevation	Location	X-Dir	Y-Dir
	m		mm	mm
Story20	64.8	Top	45.6	1.783E-09
Story19	61.6	Top	43.4	1.734E-09
Story18	58.4	Top	41.1	1.679E-09
Story17	55.2	Top	38.7	1.616E-09
Story16	52	Top	36.3	1.544E-09
Story15	48.8	Top	33.8	1.466E-09
Story14	45.6	Top	31.3	1.381E-09
Story13	42.4	Top	28.7	1.289E-09
Story12	39.2	Top	26	1.192E-09
Story11	36	Top	23.3	1.091E-09
Story10	32.8	Top	20.6	9.859E-10
Story9	29.6	Top	17.8	8.782E-10
Story8	26.4	Top	15.1	7.682E-10
Story7	23.2	Top	12.5	6.569E-10
Story6	20	Top	9.9	5.454E-10
Story5	16.8	Top	7.5	4.35E-10
Story4	13.6	Top	5.3	3.276E-10
Story3	10.4	Top	3.4	2.253E-10
Story2	7.2	Top	1.8	1.318E-10
Story1	4	Top	0.6	5.382E-11
Base	0	Top	0	0

Story Response - Maximum Story Drifts

Summary Description

This is story response output for a specified range of stories and a selected load case or load combination.

Input Data

Name	StoryResp2		
Display Type	Max story drifts	Story Range	All Stories
Load Combo	Comb3	Top Story	Story20
Output Type	Absolute Max	Bottom Story	Base

Plot

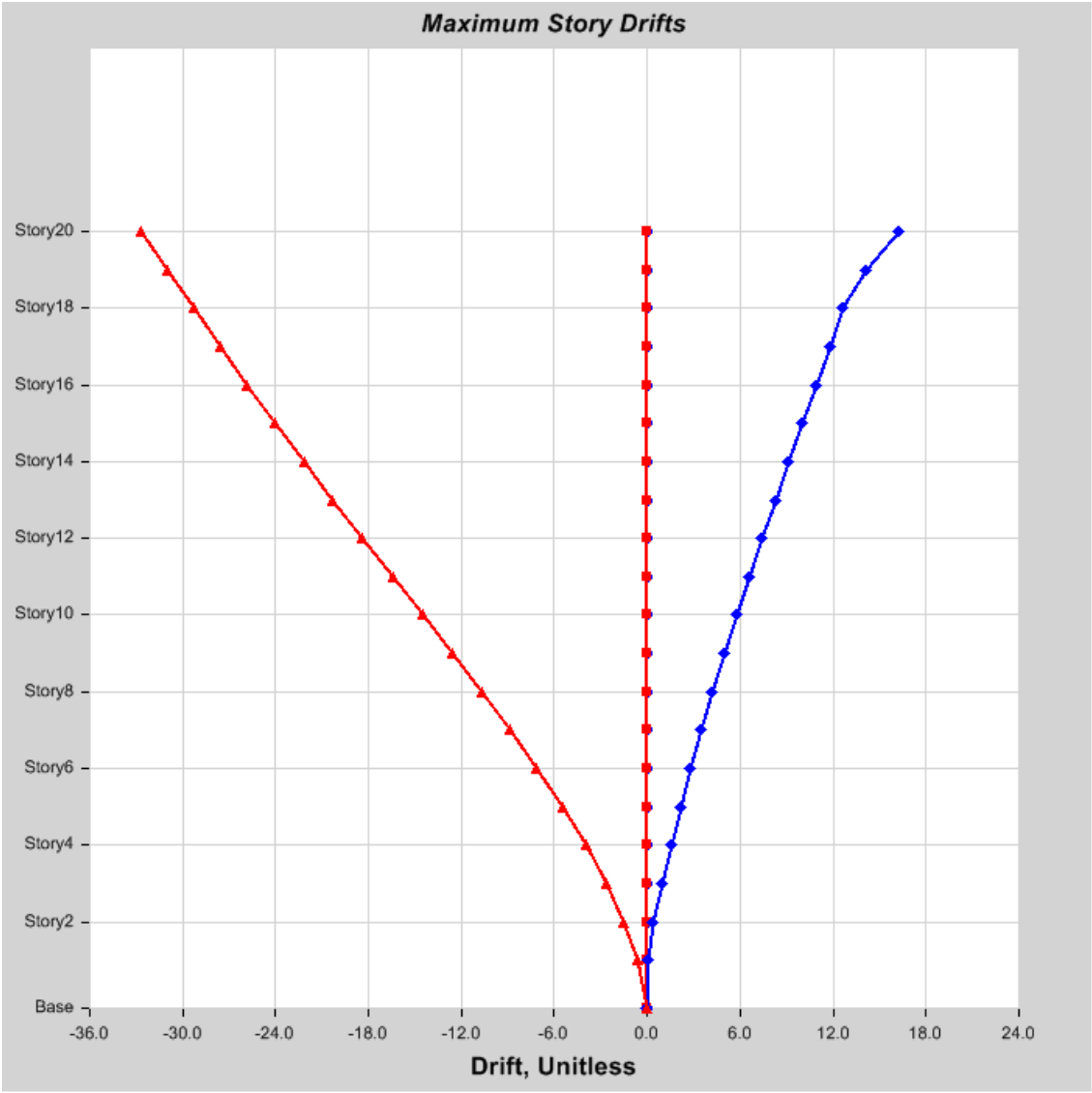

Tabulated Plot Coordinates

Story Response Values

Story	Elevation	Location	X-Dir	Y-Dir
	m			
Story20	64.8	Top	0	0
Story19	61.6	Top	0	0
Story18	58.4	Top	0	0
Story17	55.2	Top	0	0
Story16	52	Top	0	0
Story15	48.8	Top	0	0
Story14	45.6	Top	0	0
Story13	42.4	Top	0	0
Story12	39.2	Top	0	0
Story11	36	Top	0	0
Story10	32.8	Top	0	0
Story9	29.6	Top	0	0
Story8	26.4	Top	0	0
Story7	23.2	Top	0	0
Story6	20	Top	0	0
Story5	16.8	Top	0	0
Story4	13.6	Top	0	0
Story3	10.4	Top	0	0
Story2	7.2	Top	0	0
Story1	4	Top	0	0
Base	0	Top	0	0

Story Response - Story Shears

Summary Description

This is story response output for a specified range of stories and a selected load case or load combination.

Input Data

Name	StoryResp2		
Display Type	Story shears	Story Range	All Stories
Load Combo	Comb3	Top Story	Story20
Output Type	Absolute Max	Bottom Story	Base

Plot

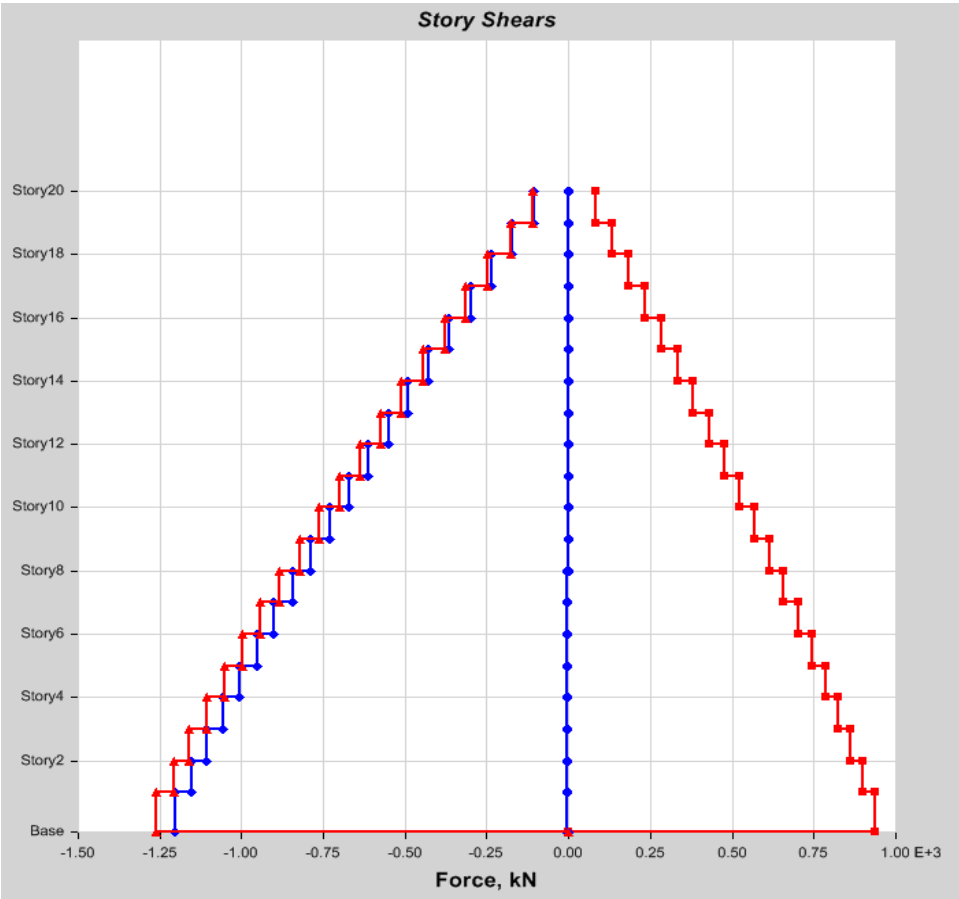

Tabulated Plot Coordinates

Story Response Values

Story	Elevation	Location	X-Dir Max	X-Dir Min	Y-Dir Max	Y-Dir Min
	m		kN	kN	kN	kN
Story20	64.8	Top	-0.2374	-105.1579	82.0026	-109.5599
		Bottom	-0.2374	-105.1579	82.0026	-109.5599
Story19	61.6	Top	-0.5236	-170.6922	133.0249	-178.0318
		Bottom	-0.5236	-170.6922	133.0249	-178.0318
Story18	58.4	Top	-0.8026	-235.6212	183.5882	-245.8917
		Bottom	-0.8026	-235.6212	183.5882	-245.8917
Story17	55.2	Top	-1.0737	-299.9186	233.6728	-313.1132
		Bottom	-1.0737	-299.9186	233.6728	-313.1132
Story16	52	Top	-1.3362	-363.5549	283.2564	-379.6668
		Bottom	-1.3362	-363.5549	283.2564	-379.6668
Story15	48.8	Top	-1.5895	-426.4974	332.3142	-445.5192
		Bottom	-1.5895	-426.4974	332.3142	-445.5192
Story14	45.6	Top	-1.8329	-488.7089	380.8182	-510.6333
		Bottom	-1.8329	-488.7089	380.8182	-510.6333
Story13	42.4	Top	-2.0656	-550.1478	428.7371	-574.9671
		Bottom	-2.0656	-550.1478	428.7371	-574.9671
Story12	39.2	Top	-2.287	-610.7668	476.0352	-638.4732
		Bottom	-2.287	-610.7668	476.0352	-638.4732
Story11	36	Top	-2.4962	-670.5118	522.6719	-701.0971
		Bottom	-2.4962	-670.5118	522.6719	-701.0971
Story10	32.8	Top	-2.6924	-729.3205	568.5998	-762.7759
		Bottom	-2.6924	-729.3205	568.5998	-762.7759
Story9	29.6	Top	-2.8748	-787.1198	613.7637	-823.4359
		Bottom	-2.8748	-787.1198	613.7637	-823.4359
Story8	26.4	Top	-3.0424	-843.8233	658.0974	-882.9889
		Bottom	-3.0424	-843.8233	658.0974	-882.9889
Story7	23.2	Top	-3.1942	-899.3266	701.5207	-941.3279
		Bottom	-3.1942	-899.3266	701.5207	-941.3279
Story6	20	Top	-3.3293	-953.5	743.9331	-998.3189
		Bottom	-3.3293	-953.5	743.9331	-998.3189
Story5	16.8	Top	-3.4465	-1006.1779	785.2047	-1053.7888
		Bottom	-3.4465	-1006.1779	785.2047	-1053.7888
Story4	13.6	Top	-3.5445	-1057.1379	825.1594	-1107.5027
		Bottom	-3.5445	-1057.1379	825.1594	-1107.5027
Story3	10.4	Top	-3.6222	-1106.0601	863.5416	-1159.1193
		Bottom	-3.6222	-1106.0601	863.5416	-1159.1193
Story2	7.2	Top	-3.678	-1152.4319	899.9387	-1208.0879
		Bottom	-3.678	-1152.4319	899.9387	-1208.0879
Story1	4	Top	-3.7121	-1201.8509	938.7056	-1260.2673
		Bottom	-3.7121	-1201.8509	938.7056	-1260.2673
Base	0	Top	0	0	0	0
		Bottom	0	0	0	0

Story Response - Story Overturning Moment

Summary Description

This is story response output for a specified range of stories and a selected load case or load combination.

Input Data

Name	StoryResp2		
Display Type	Overturning moments	Story Range	All Stories
Load Combo	Comb3	Top Story	Story20
Output Type	Absolute Max	Bottom Story	Base

Plot

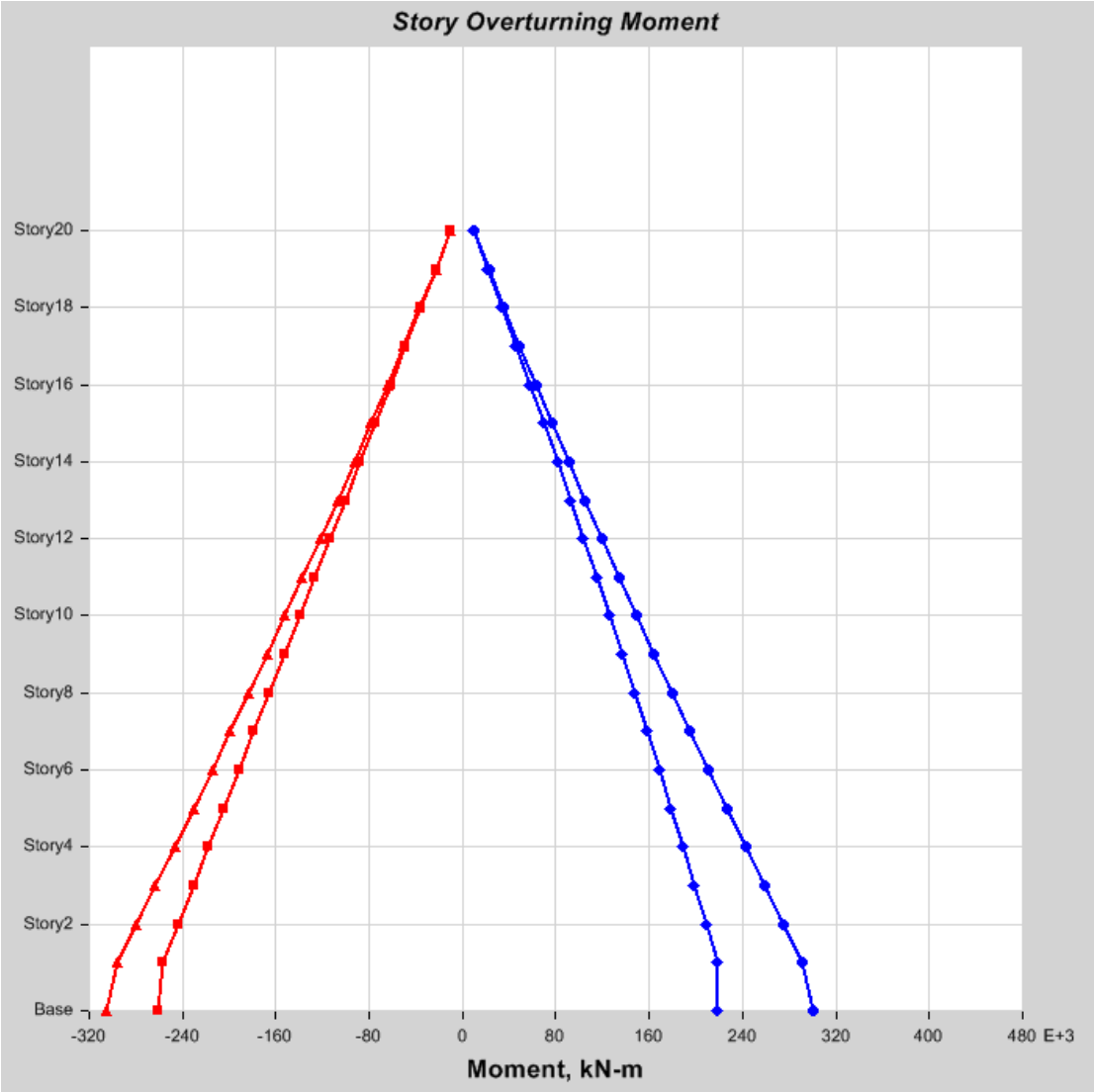

Tabulated Plot Coordinates

Story Response Values

Story	Elevation	Location	X-Dir Max	X-Dir Min	Y-Dir Max	Y-Dir Min
	m		kN-m	kN-m	kN-m	kN-m
Story20	64.8	Top	9411.8401	9411.8398	-9803.9996	-9803.9999
Story19	61.6	Top	22422.9136	21809.3363	-22786.5123	-23122.9448
Story18	58.4	Top	35653.0954	34044.0657	-35772.8588	-36653.6538
Story17	55.2	Top	49100.4277	46117.1914	-48762.4789	-50394.1545
Story16	52	Top	62762.8683	58030.2523	-61754.9321	-64342.3711
Story15	48.8	Top	76638.2798	69784.8072	-74749.9538	-78496.1078
Story14	45.6	Top	90724.4187	81382.4955	-87747.6227	-92853.0397
Story13	42.4	Top	105018.9226	92825.0387	-100748	-107411
Story12	39.2	Top	119519.2948	104114.2525	-113750	-122166
Story11	36	Top	134222.8869	115252.0596	-126754	-137117
Story10	32.8	Top	149126.8762	126240.5054	-139760	-152261
Story9	29.6	Top	164228.2387	137081.7775	-152768	-167593
Story8	26.4	Top	179523.714	147778.2312	-165776	-183111
Story7	23.2	Top	195009.7601	158332.4226	-178784	-198810
Story6	20	Top	210682.4917	168747.1566	-191790	-214687
Story5	16.8	Top	226537.5951	179025.5553	-204795	-230737
Story4	13.6	Top	242570.2019	189171.1676	-217797	-246953
Story3	10.4	Top	258774.6916	199188.1519	-230797	-263331
Story2	7.2	Top	275144.3522	209081.6121	-243793	-279863
Story1	4	Top	291670.7081	218858.2768	-256786	-296540
Base	0	Top	300772.5727	219160.6979	-260769	-305322

Story Response - Story Stiffness

Summary Description

This is story response output for a specified range of stories and a selected load case or load combination.

Input Data

Name	StoryResp2		
Display Type	Story stiffness	Story Range	All Stories
Load Combo	Comb3	Top Story	Story20
Output Type	Absolute Max	Bottom Story	Base

Plot

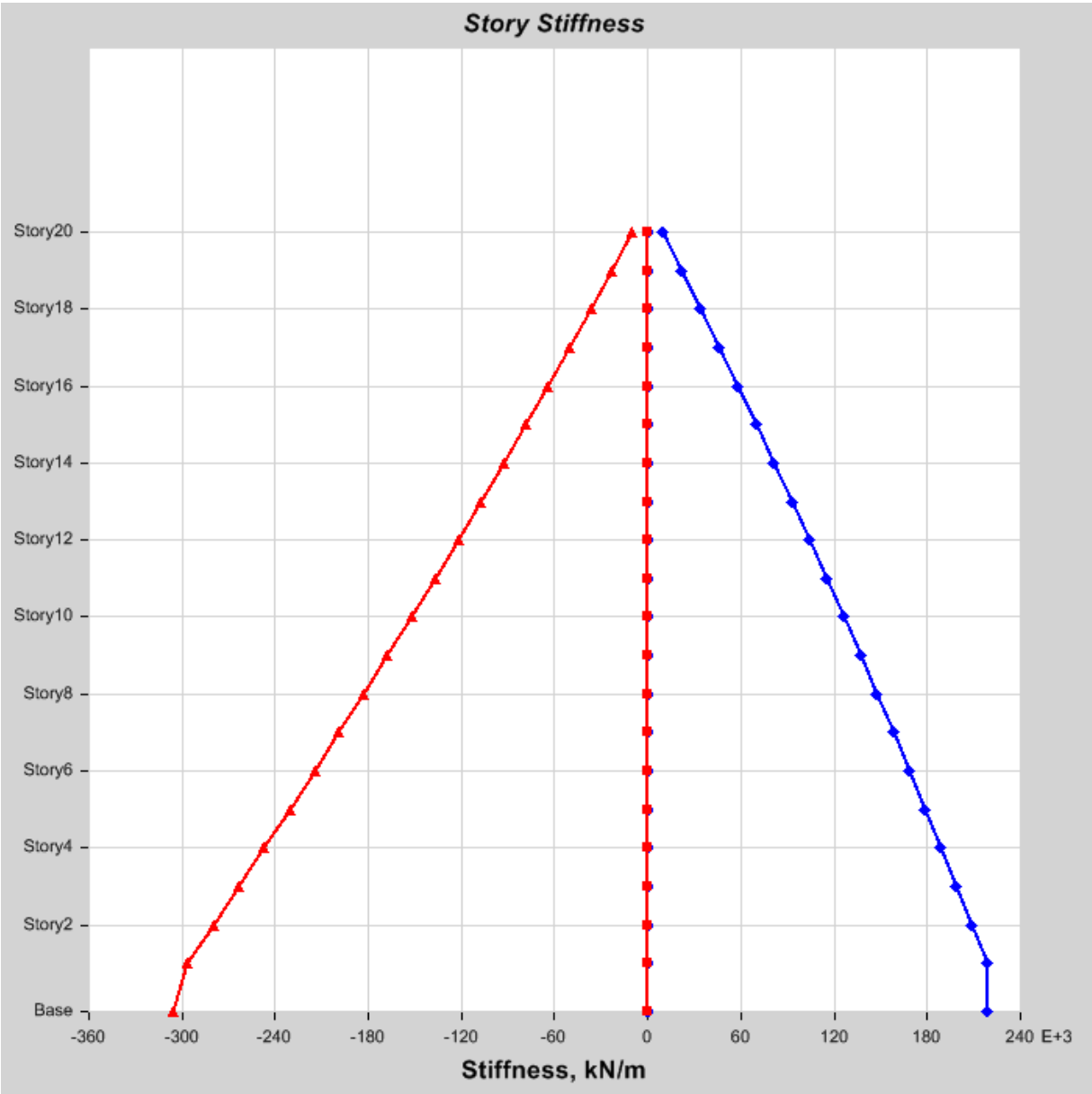

Tabulated Plot Coordinates

Story Response Values

Story	Elevation	Location	X-Dir	Y-Dir
	m		kN/m	kN/m
Story20	64.8	Top	0	0
Story19	61.6	Top	0	0
Story18	58.4	Top	0	0
Story17	55.2	Top	0	0
Story16	52	Top	0	0
Story15	48.8	Top	0	0
Story14	45.6	Top	0	0
Story13	42.4	Top	0	0
Story12	39.2	Top	0	0
Story11	36	Top	0	0
Story10	32.8	Top	0	0
Story9	29.6	Top	0	0
Story8	26.4	Top	0	0
Story7	23.2	Top	0	0
Story6	20	Top	0	0
Story5	16.8	Top	0	0
Story4	13.6	Top	0	0
Story3	10.4	Top	0	0
Story2	7.2	Top	0	0
Story1	4	Top	0	0
Base	0	Top	0	0