

Appendix (A)

Equipment design chart

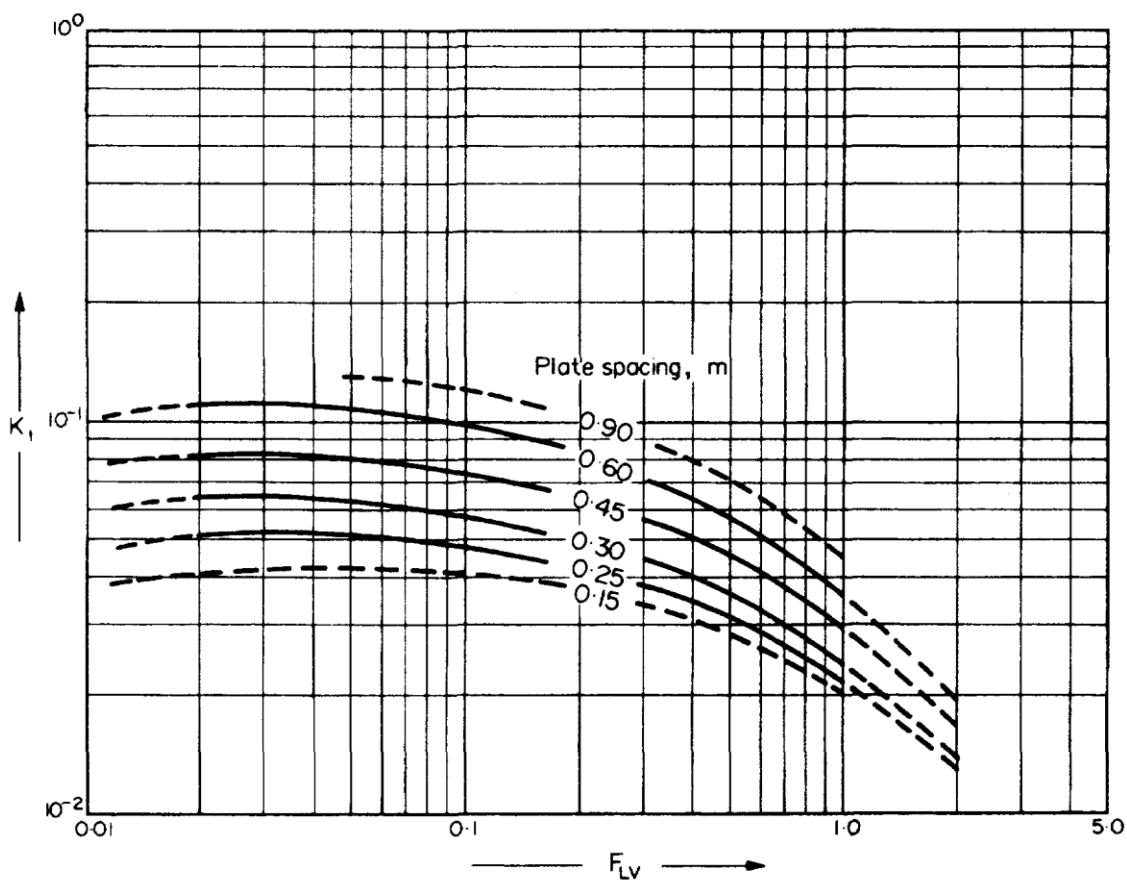


Figure 1. Flooding velocity, sieve plates

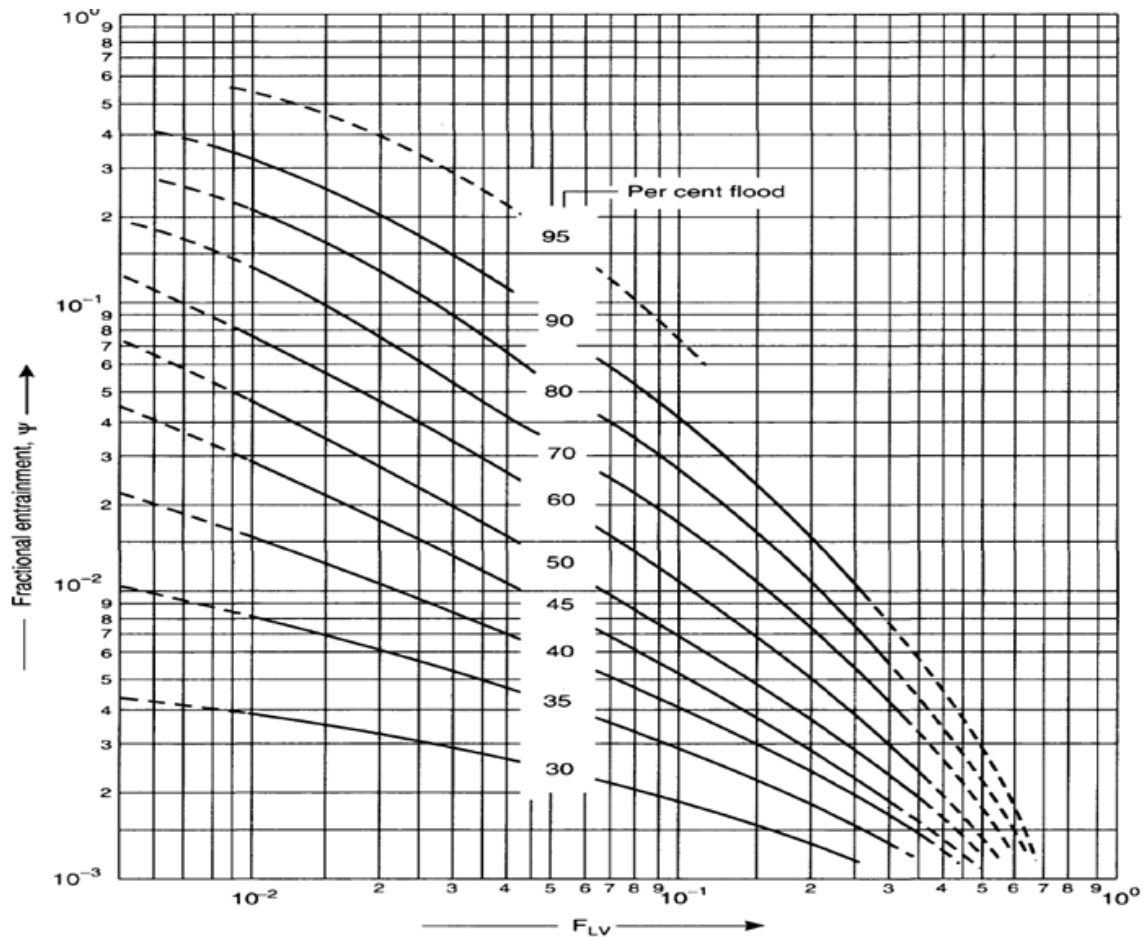


Figure 2. Entrainment correlation for sieve plates (Fair,1961)

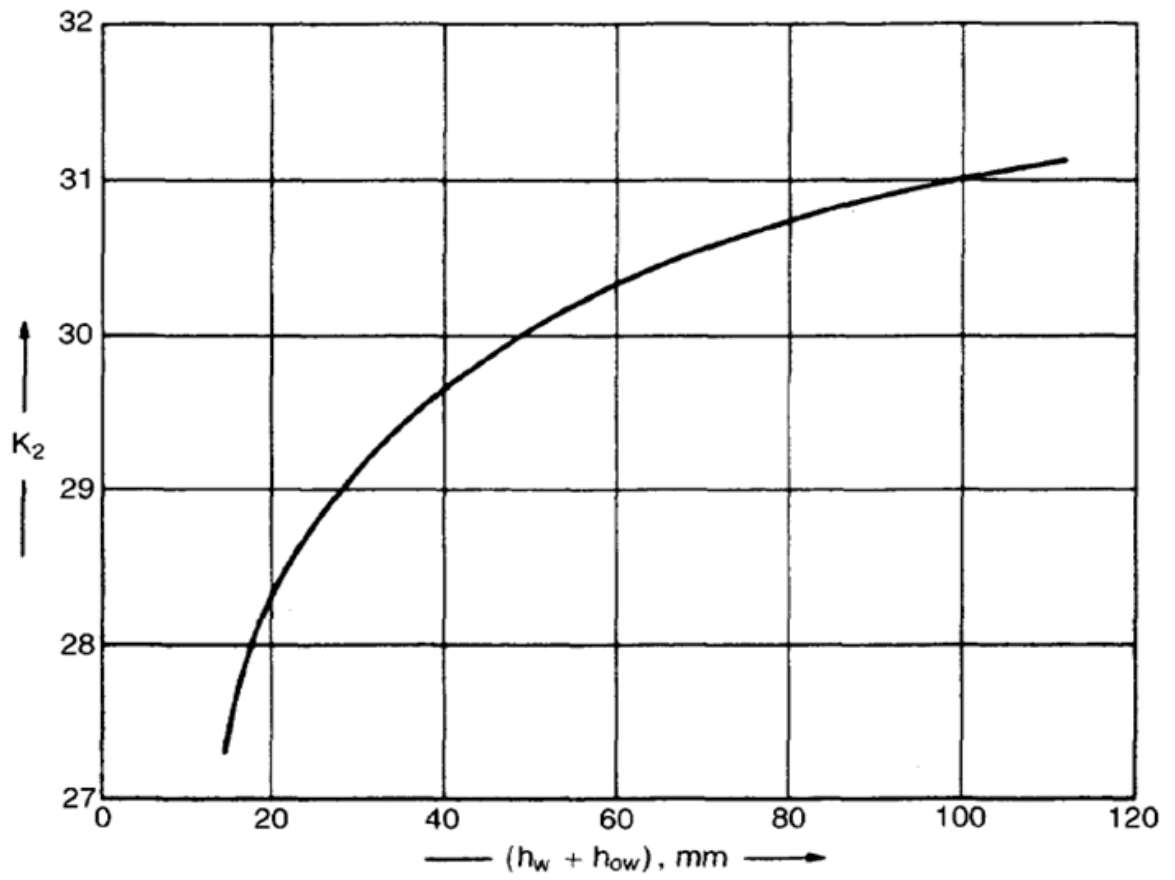


Figure 3. Weep point correlation (Eduljee,1959)

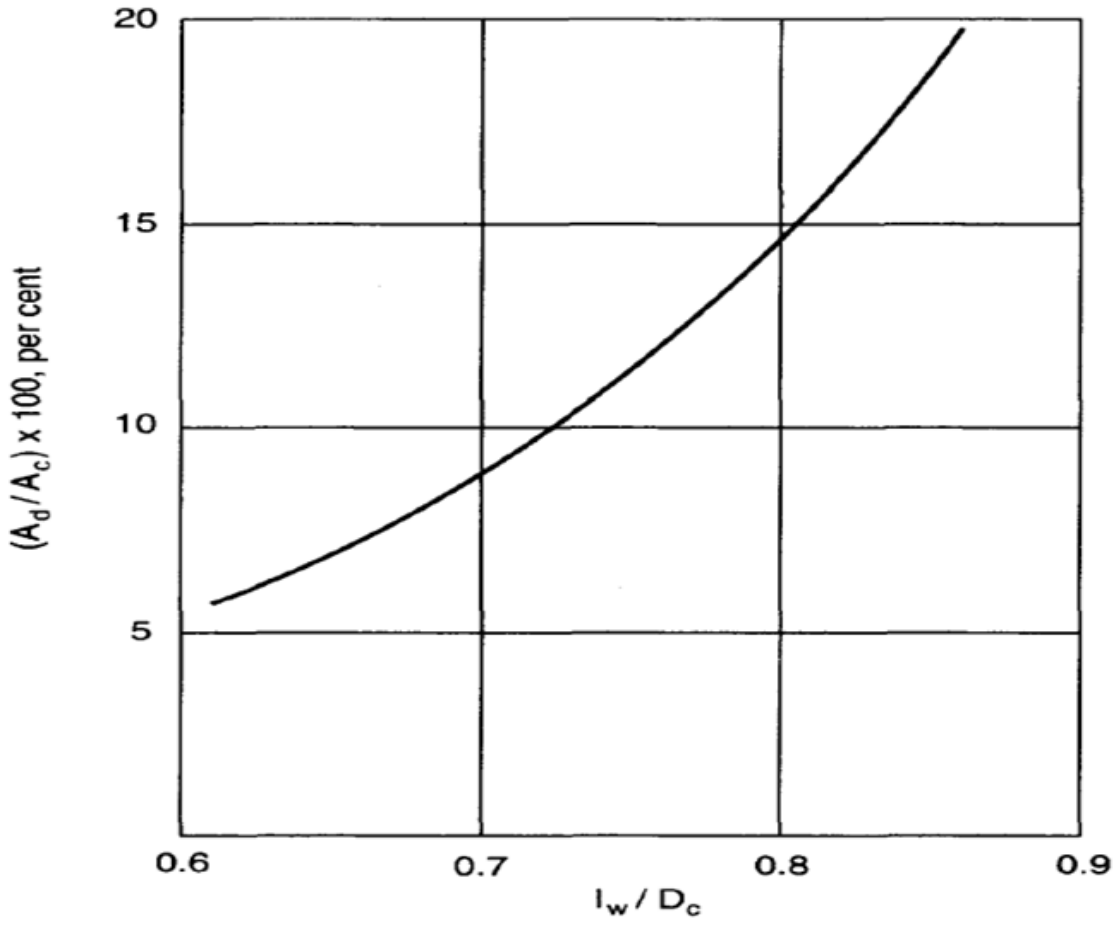


Figure 4. Relation between dawning corner area and weir length

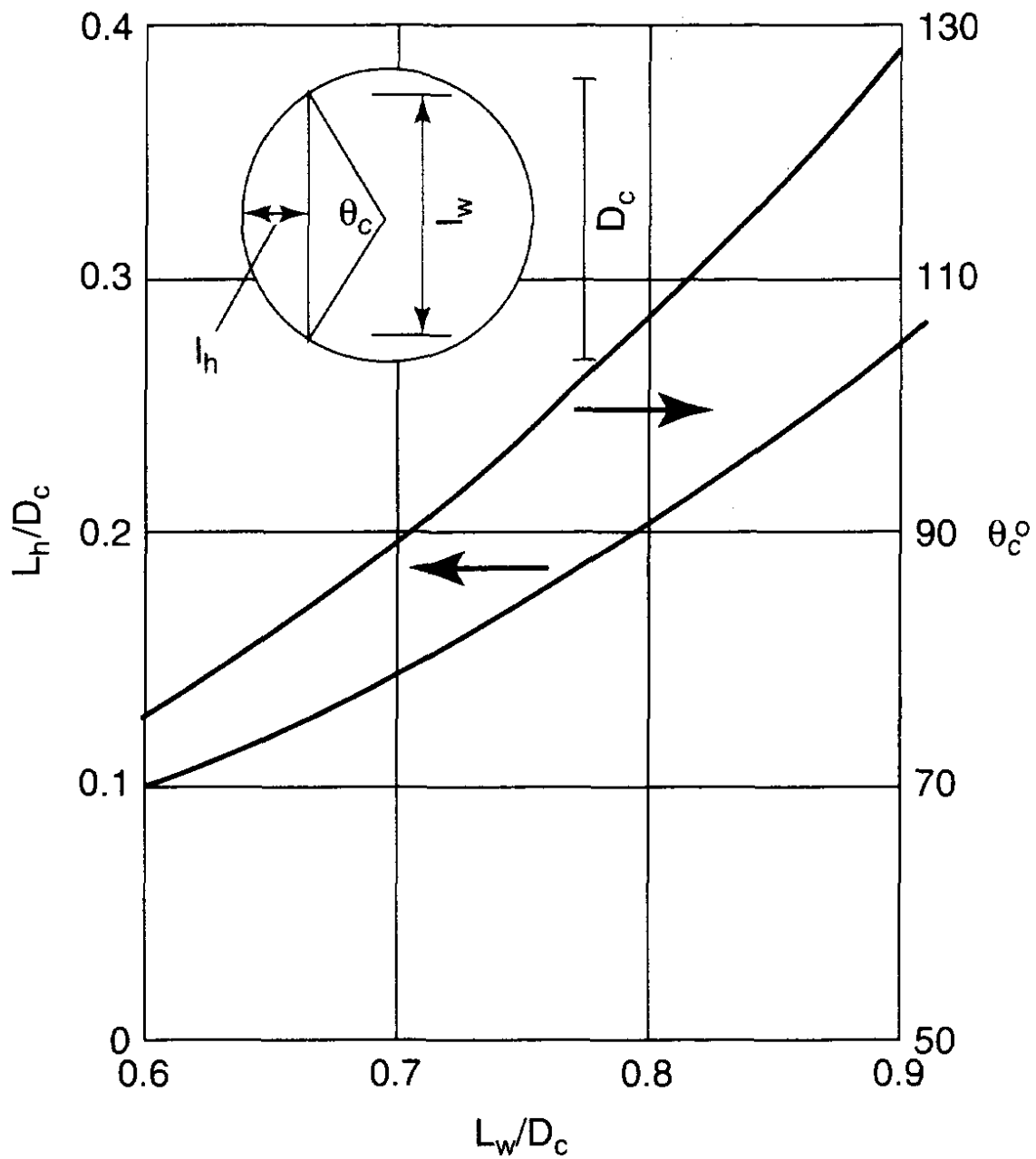


Figure 5. Relation between angle subtended by chord, chord height and chord length

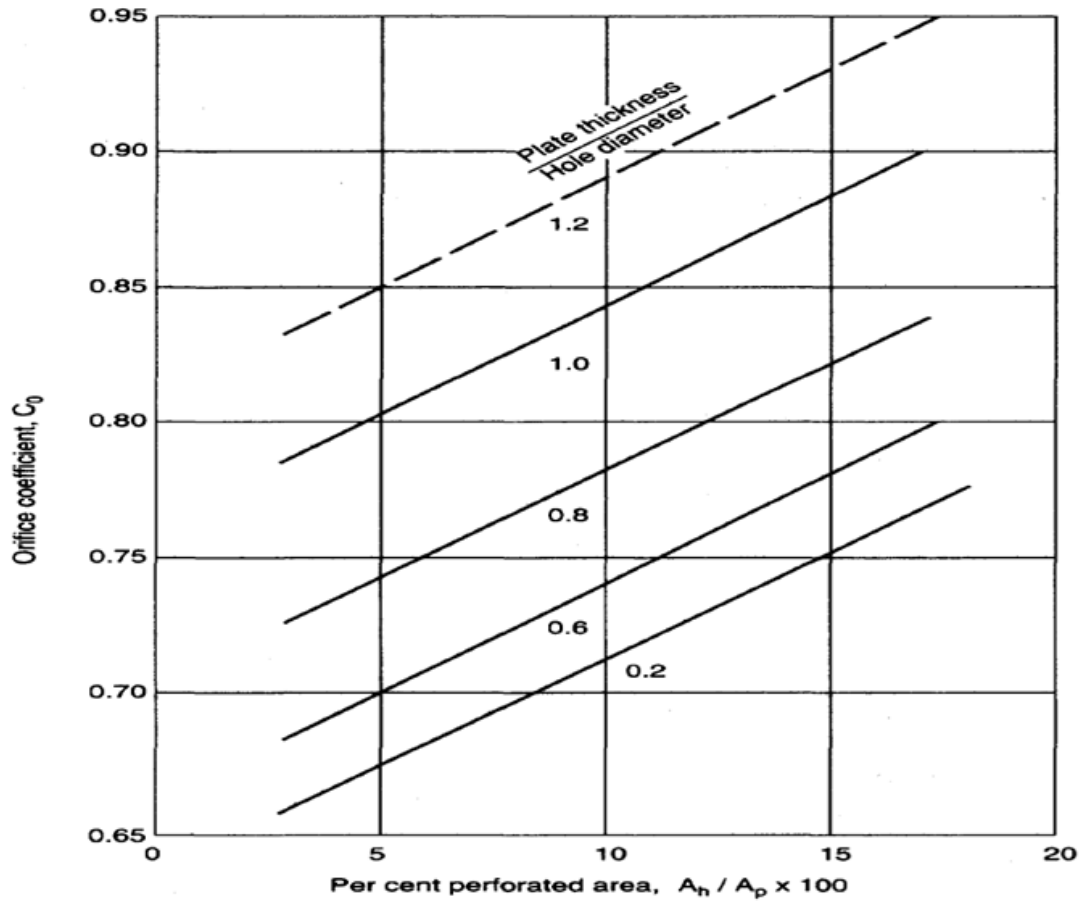


Figure 6. Discharge coefficient, sieve plates (Liebson et al, 1957)

Appendix (B)

.Equipment Index Factors2014

**EQUIPMENT INDEX FACTORS 2014
(NATIONAL AVERAGE)**

FLORIDA DEPARTMENT OF REVENUE

This table is intended to assist the property appraiser in the assessment of tangible personal property and is not construed to be the final authority or all inclusive in nature.

INDUSTRY	7/13	7/12	7/11	7/10	7/09	7/08	7/07	7/06	7/05	7/04	7/03	7/02	7/01	7/00	7/99	7/98	7/97	7/96	7/95	7/94	7/93	7/91	7/89	7/87	7/85	7/83	7/81
Average of all	1.00	1.01	1.03	1.07	1.07	1.09	1.13	1.20	1.24	1.34	1.39	1.42	1.43	1.43	1.47	1.47	1.48	1.51	1.52	1.58	1.62	1.68	1.75	1.93	1.98	2.06	2.18
Airplane mfg.	1.00	1.00	1.02	1.07	1.06	1.08	1.12	1.19	1.24	1.35	1.40	1.43	1.44	1.44	1.47	1.48	1.48	1.50	1.51	1.58	1.62	1.66	1.71	1.90	1.93	2.00	2.11
Apartment	1.00	1.02	1.04	1.07	1.08	1.10	1.13	1.18	1.22	1.29	1.33	1.34	1.36	1.36	1.39	1.40	1.42	1.44	1.45	1.49	1.53	1.63	1.69	1.86	1.92	2.01	2.11
Bakery	1.00	1.00	1.03	1.07	1.07	1.09	1.13	1.21	1.26	1.36	1.42	1.44	1.45	1.46	1.50	1.50	1.51	1.54	1.55	1.62	1.67	1.74	1.81	2.01	2.07	2.17	2.28
Bank	1.00	1.00	1.03	1.06	1.06	1.08	1.11	1.16	1.20	1.28	1.32	1.34	1.35	1.35	1.38	1.39	1.39	1.42	1.42	1.46	1.50	1.58	1.63	1.78	1.84	1.91	2.02
Bottling	1.00	1.00	1.03	1.06	1.06	1.08	1.12	1.20	1.25	1.36	1.42	1.44	1.45	1.46	1.49	1.50	1.50	1.53	1.54	1.61	1.64	1.70	1.76	1.97	2.01	2.08	2.19
Brewery and distillery	1.00	1.01	1.03	1.06	1.06	1.09	1.13	1.20	1.25	1.36	1.41	1.44	1.45	1.46	1.49	1.50	1.51	1.54	1.56	1.62	1.66	1.71	1.78	1.99	2.03	2.11	2.22
Candy and confection	1.00	1.00	1.03	1.07	1.07	1.09	1.13	1.22	1.26	1.36	1.42	1.44	1.46	1.46	1.50	1.50	1.52	1.55	1.56	1.63	1.68	1.74	1.82	2.03	2.10	2.19	2.30
Cannery (fish)	1.00	1.00	1.03	1.07	1.07	1.09	1.13	1.21	1.26	1.36	1.42	1.45	1.46	1.47	1.50	1.51	1.52	1.55	1.56	1.63	1.68	1.75	1.82	2.03	2.09	2.19	2.31
Cannery (fruit)	1.00	1.01	1.04	1.07	1.08	1.09	1.13	1.21	1.25	1.34	1.40	1.42	1.44	1.44	1.48	1.48	1.49	1.53	1.53	1.60	1.65	1.73	1.80	2.01	2.07	2.16	2.28
Cement mfg.	1.00	1.01	1.04	1.07	1.07	1.11	1.15	1.21	1.27	1.38	1.44	1.48	1.49	1.50	1.53	1.53	1.55	1.57	1.59	1.65	1.68	1.73	1.80	1.97	2.00	2.08	2.20
Chemical	1.00	1.00	1.03	1.06	1.05	1.08	1.12	1.19	1.24	1.35	1.41	1.44	1.45	1.45	1.48	1.49	1.50	1.52	1.54	1.61	1.64	1.68	1.74	1.94	1.97	2.05	2.16
Church	1.00	1.02	1.04	1.07	1.08	1.10	1.12	1.16	1.20	1.28	1.32	1.34	1.36	1.36	1.39	1.40	1.41	1.44	1.45	1.49	1.53	1.66	1.72	1.89	1.97	2.05	2.19
Clay products	1.00	1.01	1.04	1.08	1.07	1.12	1.16	1.22	1.27	1.38	1.44	1.47	1.48	1.49	1.52	1.53	1.54	1.56	1.58	1.64	1.68	1.74	1.81	1.99	2.03	2.12	2.26
*Communication	1.00	1.01	1.02	1.02	1.02	1.04	1.05	1.05	1.04	1.03	1.01	0.99	0.97	0.96	0.95	0.94	0.95	0.96	0.97	0.99	1.00	1.02	1.05				
Contractor's equip.	1.00	1.02	1.05	1.08	1.08	1.11	1.14	1.18	1.24	1.32	1.37	1.39	1.40	1.40	1.43	1.44	1.45	1.49	1.50	1.54	1.57	1.67	1.75	1.90	1.95	2.01	2.14
Creamery and dairy	1.00	1.01	1.03	1.07	1.07	1.09	1.13	1.21	1.26	1.36	1.42	1.45	1.46	1.47	1.50	1.51	1.52	1.55	1.56	1.63	1.68	1.73	1.81	2.03	2.09	2.18	2.29
Dwelling	1.00	1.02	1.04	1.07	1.08	1.10	1.13	1.17	1.22	1.28	1.32	1.33	1.35	1.35	1.38	1.39	1.41	1.42	1.44	1.48	1.52	1.61	1.67	1.84	1.90	1.98	2.08
Elec. equip. mfg.	1.00	0.99	1.01	1.06	1.06	1.07	1.12	1.20	1.26	1.38	1.45	1.48	1.48	1.47	1.51	1.51	1.51	1.53	1.53	1.61	1.65	1.68	1.71	1.94	1.96	2.03	2.12
Elec. power equip.	1.00	0.98	1.00	1.06	1.07	1.06	1.11	1.21	1.28	1.41	1.49	1.51	1.51	1.51	1.55	1.54	1.54	1.55	1.55	1.64	1.68	1.69	1.71	1.96	1.97	2.03	2.12
*Farm and grove	1.00	1.01	1.03	1.06	1.07	1.11	1.17	1.20	1.23	1.30	1.34	1.36	1.38	1.41	1.42	1.44	1.45	1.47	1.51	1.58	1.61	1.72	1.83	1.96	1.98	2.05	2.33
Flour, cereal and feed	1.00	1.00	1.03	1.07	1.07	1.09	1.13	1.21	1.26	1.37	1.43	1.45	1.46	1.47	1.50	1.51	1.52	1.55	1.56	1.63	1.67	1.72	1.79	1.99	2.03	2.11	2.21
Garage	1.00	1.00	1.03	1.06	1.06	1.08	1.12	1.18	1.22	1.32	1.36	1.38	1.40	1.40	1.43	1.43	1.44	1.46	1.47	1.53	1.56	1.63	1.69	1.87	1.91	1.99	2.11
Glass mfg.	1.00	1.00	1.03	1.07	1.07	1.09	1.14	1.21	1.27	1.39	1.45	1.48	1.49	1.49	1.53	1.53	1.54	1.56	1.58	1.65	1.68	1.73	1.78	1.99	2.02	2.10	2.20
Hospital	1.00	1.00	1.03	1.07	1.07	1.09	1.13	1.20	1.25	1.34	1.38	1.41	1.42	1.43	1.46	1.46	1.47	1.50	1.51	1.58	1.62	1.68	1.75	1.95	2.01	2.11	2.24
Hotel	1.00	1.01	1.04	1.07	1.08	1.10	1.13	1.19	1.23	1.31	1.35	1.37	1.38	1.39	1.42	1.43	1.44	1.47	1.48	1.54	1.58	1.66	1.74	1.92	2.00	2.09	2.22
Laundry and cleaning	1.00	1.00	1.03	1.07	1.07	1.10	1.13	1.20	1.24	1.35	1.41	1.43	1.44	1.45	1.48	1.48	1.49	1.52	1.53	1.59	1.63	1.69	1.76	1.94	1.99	2.07	2.19
Library	1.00	1.00	1.03	1.07	1.06	1.09	1.12	1.18	1.22	1.33	1.38	1.40	1.42	1.42	1.45	1.45	1.46	1.49	1.49	1.55	1.59	1.67	1.72	1.91	1.96	2.04	2.16
Logging equip.	1.00	1.01	1.04	1.07	1.06	1.09	1.13	1.17	1.22	1.32	1.37	1.39	1.40	1.40	1.43	1.44	1.45	1.47	1.48	1.53	1.57	1.64	1.71	1.87	1.91	1.98	2.11
Metalworking	1.00	1.00	1.02	1.07	1.05	1.08	1.12	1.19	1.23	1.33	1.38	1.41	1.41	1.41	1.44	1.44	1.45	1.47	1.48	1.55	1.59	1.63	1.70	1.87	1.91	1.99	2.11
Mining and milling	1.00	1.02	1.06	1.10	1.10	1.15	1.19	1.25	1.30	1.41	1.48	1.51	1.53	1.53	1.56	1.57	1.58	1.61	1.63	1.68	1.72	1.80	1.88	2.07	2.10	2.16	2.31
Motion picture	1.00	1.01	1.03	1.07	1.08	1.09	1.13	1.19	1.24	1.33	1.39	1.41	1.42	1.42	1.45	1.45	1.45	1.48	1.49	1.54	1.57	1.66	1.71	1.91	1.95	2.02	2.13
Office equipment	1.00	1.00	1.02	1.05	1.06	1.08	1.11	1.16	1.20	1.27	1.31	1.32	1.33	1.34	1.36	1.37	1.37	1.39	1.41	1.45	1.48	1.53	1.58	1.73	1.79	1.86	1.96
Packing (fruit)	1.00	1.02	1.04	1.08	1.09	1.10	1.13	1.19	1.23	1.32	1.37	1.39	1.41	1.41	1.45	1.46	1.46	1.50	1.51	1.55	1.60	1.71	1.78	1.97	2.03	2.11	2.22
Packing (meat)	1.00	1.01	1.04	1.07	1.07	1.10	1.14	1.22	1.26	1.36	1.41	1.43	1.45	1.45	1.49	1.50	1.51	1.54	1.55	1.62	1.66	1.73	1.81	2.01	2.07	2.16	2.29
Paint mfg.	1.00	1.00	1.03	1.07	1.06	1.09	1.13	1.21	1.25	1.37	1.43	1.46	1.47	1.48	1.51	1.51	1.52	1.55	1.56	1.63	1.67	1.72	1.79	1.99	2.03	2.11	2.23
Paper mfg.	1.00	1.01	1.04	1.07	1.07	1.10	1.13	1.20	1.24	1.35	1.41	1.44	1.45	1.45	1.49	1.49	1.50	1.54	1.54	1.60	1.64	1.72	1.78	1.97	2.01	2.09	2.21
Petroleum	1.00	1.01	1.03	1.06	1.05	1.09	1.14	1.21	1.27	1.39	1.45	1.48	1.50	1.51	1.53	1.54	1.56	1.59	1.61	1.67	1.71	1.74	1.82	2.01	2.02	2.08	2.20
Printing	1.00	1.00	1.02	1.06	1.05	1.07	1.10	1.17	1.21	1.30	1.34	1.36	1.37	1.37	1.40	1.40	1.40	1.43	1.43	1.49	1.53	1.57	1.60	1.78	1.83	1.90	2.01
Refrigeration	1.00	1.00	1.03	1.07	1.07	1.10	1.14	1.22	1.26	1.37	1.42	1.45	1.47	1.47	1.51	1.52	1.53	1.56	1.57	1.63	1.67	1.74	1.81	2.01	2.05	2.14	2.27
Restaurant	1.00	1.01	1.04	1.07	1.07	1.09	1.13	1.20	1.24	1.32	1.36	1.39	1.40	1.41	1.44	1.45	1.46	1.49	1.50	1.56	1.61	1.69	1.77	1.96	2.03	2.13	2.27
Rubber	1.00	1.00	1.02	1.06	1.05	1.08	1.11	1.18	1.22	1.32	1.37	1.40	1.40	1.41	1.43	1.44	1.45	1.47	1.49	1.55	1.58	1.64	1.71	1.88	1.93	2.02	2.16
School	1.00	1.01	1.03	1.07	1.07	1.10	1.13	1.19	1.23	1.32	1.36	1.38	1.40	1.40	1.43	1.44	1.45	1.47	1.49	1.54	1.59	1.66	1.73	1.91	1.98	2.08	2.20
Shipbuilding	1.00	1.00	1.04	1.07	1.06	1.09	1.13	1.19	1.24	1.36	1.42	1.45	1.46	1.46	1.49	1.50	1.51	1.54	1.55	1.61	1.64	1.70	1.76	1.94	1.97	2.03	2.14
Steam power	1.00	1.00	1.02	1.06	1.06	1.09	1.13	1.22	1.27	1.39	1.45	1.48	1.49	1.49	1.52	1.53	1.53	1.55	1.56	1.63	1.67	1.70	1.76	1.97	2.00	2.09	2.20
Store	1.00	1.01	1.03	1.07	1.07	1.09	1.12	1.17	1.21	1.30	1.35	1.37	1.38	1.38	1.42	1.42	1.42	1.45	1.46	1.50	1.55	1.64	1.69	1.87	1.93	2.01	2.13
Textile	1.00	1.00	1.03	1.06	1.05	1.07	1.11	1.16	1.19	1.28	1.33	1.35	1.36														