



**Sudan University of Science and Technology**  
**College of Graduate Studies**



**A Study on Hydropower Plants Dams**

دراسة على محطات السدود المولدة للطاقة الكهرومائية

*Thesis submitted in partial for requirement of the degree of  
master in physics*

**Prepared By:**

**Ali Hammad Ali Ahmed**

**Supervised By:**

**Dr. Sawsan Ahmed Elhourri Ahmed**

**2019**



فَفَهَّمْنَاهَا سُلَيْمَانَ وَكُلًّا آتَيْنَا  
حُكْمًا وَعِلْمًا ..)

صدق الله العظيم

الأنبياء الآية (79)

## **Dedication**

I would like to dedicate this project to parents and all my family, who encouraged me all the time. Also I would like with deep pain to dedicate it to the soul of my friend and colleague who passed away (*Moawia Al Rahma Bazinger*) and ask Allah to forgive him and give him highest paradise.

## **Acknowledgment**

At the very beginning, I would like sincerely to thank almighty Allah for rewarding me patience and health that enable me to conduct this study and I ask Him to help me to continue the journey of seeking knowledge. Also I would like to thank with fully appreciation my supervisor: Dr. Sawsan Ahmed Elhoury Ahmed for her remarkable supervision, constant help, constructive instructions, and huge effort that offered for me. And also much thanks for all teaching staff. And for anyone who helped me. Thanks and appreciation. At last and beginning and forever, I would like to thank almighty Allah again, and ask Him all success.

## **Abstract**

In this thesis hydropower plants as clean and perfect source of energy has been studied. Instead of producing energy from fossil fuel and nuclear energy and other sources which affect negatively on environment of humans and animals. Where some emit harmful  $\text{CO}_2$  gas that causes global warming. And other emits harmful radiations, in addition to expensive of construction, operation and maintenance. Where hydropower is renewable, clean and inexpensive source when compared to other ways. And it just needs to cyclic inexpensive and simple maintenance. Hydropower also has multiple uses like irrigation, control of floods, and epidemics passing cross rivers.

## المستخلص

في هذا البحث تمت دراسة الطاقة الكهرومائية كمصدر نظيف ومثالي لإنتاج الطاقة الكهربائية بدلاً عن إنتاج الطاقة من الوقود الأحفوري والطاقة النووية وغيرها من طرق إنتاج الطاقة التي تخلف أثراً بيئياً كبيراً على البشر والحيوان, حيث أنها تصدر غاز ثاني أكسيد الكربون الضار جداً, الذي يسبب الإحتباس الحراري, و تصدر الطاقة النووية إشعاعات ضارة بالحياة, بالإضافة للتكلفة الباهظة جداً في التركيب والتشغيل والصيانة. بينما الطاقة الكهرومائية هي مصدر نظيف ومتجدد ولا يكلف الكثير من المال مقارنة بطرق الطاقة الأخرى إذ أنها تحتاج فقط لصيانة دورية بسيطة وغير مكلفة. كذلك نجد أن محطات الطاقة الكهرومائية متعددة المنافع حيث أنها تستخدم في الري ومنع السيول والفيضانات ودرء الأوبئة المنتقلة عبر البحر بالإضافة لإنتاج الطاقة.

## Table of Contents

Content	Page
Holy Quran Verse	I
Dedication	II
Acknowledgement	III
Abstract	IV
Arabic Abstract	V
<b>Chapter One - Introduction</b>	
Prelude	1
Research Problem	2
Objectives of the Study	2
Methodology	3
Literature Review	3
Presentation of the Thesis	6
<b>Chapter Two - Types of Hydropower Plants</b>	
Introduction	7
Classification of Hydropower According to Capacity	9
Classification of Hydropower According to Head	9
High Head Power Plants	9
Medium Head Power Plants	10
Low Head Power Plants	11
Classification of Hydropower Plants according to purpose	12
Classification of Hydropower According to Facility Types	12
Advantages and Disadvantages of Hydroelectricity	15
List of Pros of Hydroelectricity	16
List of Cons of Hydroelectricity	17
Final thought	18
<b>Chapter Three - Types of Dams</b>	
Introduction	19
Types of Dams	20
Embankment Dams	20
Earth-Fill or Earthen Embankment	20
Rocks-Fill or Earthen Embankment	20
Concrete Dams	22
Gravity Dams	22
Buttress Dams	22
Arch Dams	22
Selection of Dams Types	23

## Table of Contents

<b>Chapter Four - Mechanism of The Work</b>	
Introduction	27
Catchment Area	27
Reservoir	27
Dam	27
Spillways	29
Conduits	30
Surge Tanks	30
Pen Stock	31
Draft Tubes	31
Power House	31
Turbine	34
Tailrace	35
Mechanism of The Work	36
Advantages and Disadvantages of Hydropower Development	37
Environmental Impacts of Hydropower Plants	41
Decreasing of Hydropower Plans Environmental Impact	42
Economic Impact of Hydropower	43
<b>Chapter Five - Conclusion and Recommendation</b>	
Discussion	44
Conclusion	44
Recommendation	45
References	48



# Chapter One

## Introduction

### 1.1 Prelude

There are many ways to generate electricity in modern day. One of them is to use the gravitational force of falling water, which is also known as hydroelectricity. Hydroelectricity occurs in a dam, where the falling water is used to generate enough force to turn a turbine that is connected to an electricity generator. With this action, potential energy of water is transformed into mechanical energy and then into electrical energy. This is both an efficient and green way of generating electricity: it is not as hard as the geothermal electricity because people do not have to find a perfect area to generate it; and it is also not as polluting as the nuclear power plants are. Therefore, hydroelectricity is much greener than the nuclear power plants which generate electricity, and much easier to generate than the geothermal electricity, where it is economically attractive, provides security of supply and has low levels of CO<sub>2</sub>emissions [1].

Hydropower has been using in thirty country worldwide and its production is estimated as 1/5 total global production with 90% efficiency. The greatest benefit from the hydropower program is the abundant low-cost energy the projects contribute to electric power grids. Because hydroelectric power plants burn no fuel, operating costs are low and are immune to rising fossil fuel prices, when construction costs were low. As a result, these plants are playing a significant role in keeping electricity costs affordable for consumers, creating a positive impact on the economy. Not only, but a dams which use to produce energy also used to irrigation and keep water to expected drought periods. So hydropower is considered a major renewable energy where it just produce through magnetic induction, the generator converts the mechanical energy of the turbines to electricity[2].

In Sudan there's 92% primary energy consumption comes from fossil fuels and 8% from hydropower. However, the current installed capacity is about 60% of hydropower. The country is making efforts to integrate more renewable energy resources and seeks 11% of renewable electricity generation except hydropower by 2031. Sudan has also adopted a national energy efficiency plan in 2012 and has set cumulative energy efficiency targets of 11.8% and seeks 32% by 2020[3]

## **1.2 Research Problem**

Burning fossil fuels such as oil, coal and gas result in the production of carbon dioxide and other greenhouse gases, which cause global warming. This is a stark truth, but the scientific facts point to significant warming, indicated by sea levels rising, hotter temperatures and freakish storm weather patterns, like tsunami's and hurricanes, becoming more and more regular, so world must stop such type of energy and begin to produce peaceful energy which known today as renewable energy like hydropower energy, especially Sudan because has a lot of areas and rivers, waterfalls, waterways to produce its energy sufficiently from hydropower

## **1.3 Objectives of the Study**

This study is targeting many important objectives which will facilitate different ways of benefit of hydropower, where objectives could be summarize as below:

1. To confirm that hydropower is one of cleanest energy sources
2. To explain the other uses of hydropower
3. To enhance the reality that hydropower is not expensive and just need to cyclic inexpensive maintenance for its equipments
4. To explain advantages and view best treatment of expected negative impacts, and avoid.

5. To view best ways of hydropower mechanism in order to increase its efficiency

## **1.4 Methodology:**

In this thesis, analytical method was used to explain source of renewable energy

## **1.5 Literature Review**

### **\*Hydropower in the Context of Sustainable Energy Supply: A Review of Technologies and Challenges**

Chiyembekezo S. Kaunda, Cuthbert Z. Kimambo, and Torbjorn K.Nielsen

ISRN Renewable Energy - Volume (4) - 2017, Article ID 730631, 15 pages-  
<http://dx.doi.org/10.5402/2012/730631>

Hydropower is an important renewable energy resource worldwide. However, its development is accompanied with environmental and social drawbacks. Issues of degradation of the environment and climate change can negatively impact hydropower generation. A sustainable hydropower project is possible, but needs proper planning and careful system design to manage the challenges. Well-planned hydropower projects can contribute to supply sustainable energy. An up-to-date knowledge is necessary for energy planners, investors, and other stakeholders to make informed decisions concerning hydropower projects. This is basically a review paper. Apart from using expert knowledge, the authors have also consulted extensively from journals, conference papers, reports, and some documents to get secondary information on the subject. The paper has reviewed the world energy scenario and how hydropower fits in as the solution to the global sustainable energy challenge. Issues of hydropower resource availability, technology, environment and climate change have been also discussed. Hydropower is sensitive to the state of environment, and climate change. With global climate change, though globally the potential is stated to slightly increase,

some countries will experience a decrease in potential with increased risks. Adaptation measures are required to sustainably generate hydropower.

**\*Sustainability of Hydropower as Source of Renewable and Clean Energy**

J Luis, L M Sidek, M N M Desa, P Y Julien-IOP Conference Series: Earth and Environmental Science, Volume (16)2013,5 pages

<https://iopscience.iop.org/article/10.1088/1755-1315/16/1/012050/meta>

Hydroelectric energy has been in recent times placed as an important future source of renewable and clean energy. The advantage of hydropower as a renewable energy is that it produces negligible amounts of greenhouse gases, it stores large amounts of electricity at low cost and it can be adjusted to meet consumer demand. This noble vision however is becoming more challenging due to rapid urbanization development and increasing human activities surrounding the catchment area. Numerous studies have shown that there are several contributing factors that lead towards the loss of live storage in reservoir, namely geology, ground slopes, climate, drainage density and human activities. Sediment deposition in the reservoir particularly for hydroelectric purposes has several major concerns due to the reduced water storage volume which includes increase in the risk of flooding downstream which directly effects the safety of human population and properties, contributes to economic losses not only in revenue for power generation but also large capital and maintenance cost for reservoir restorations works. In the event of functional loss of capabilities of a hydropower reservoir as a result of sedimentation or siltation could lead to both economic and environmental impact. The objective of this paper is aimed present the importance of hydropower as a source of renewable and clean energy in the national energy mix and the increasing challenges of sustainability.

## **\*Potential of Hydro Power Plant in India and its Impact on Environment**

Roshni Bhoi, Dr. S.M. Ali

International Journal of Engineering Trends and Technology (IJETT)-Volume (10) number 3- Apr 2014,6 pages-<http://www.ijettjournal.org/archive/ijett>

This paper presents a survey report of hydro power plant in India. There are various renewable energy resources like sun, wind, water, ocean, tidal etc. Among all the sources, hydro plants are emerging in the developing India. After non-renewable source like fossil fuel and nuclear, major part in India are looking for the green energy. So for a long run point of view India Government have passed various plan and policy for the development of hydro plant where water is the main source and electricity is obtain from the flow of water. . There are various factor to be considered to run and develop a hydro plant. The plant run need systematic processes which are discuss in the paper. This paper also includes the major hydro project of India.

## **\*Sustainable Hydropower in The 21st Century**

Emilio F. Morana,<sup>1</sup> Maria Claudia Lopez<sup>b</sup>, Nathan Moore<sup>a</sup>, Norbert Müller<sup>c</sup>, and David W. Hyndman<sup>d</sup>- Proceedings of the National Academy of Sciences of the United State of America (PNAS), September 25,2018, 8 pages

<https://www.pnas.org/content/115/47/11891>

Hydropower has been the leading source of renewable energy across the world, accounting for up to 71% of this supply as of 2016. This capacity was built up in North America and Europe between 1920 and 1970 when thousands of dams were built. Big dams stopped being built in developed nations, because the best sites for dams were already developed and environmental and social concerns made the costs unacceptable. Nowadays, more dams are being removed in North America and Europe than are being built. The hydropower industry moved to building dams in the developing world and since the 1970s, began to build even larger hydropower dams along the Mekong River Basin, the Amazon River

Basin, and the Congo River Basin. The same problems are being repeated: disrupting river ecology, deforestation, losing aquatic and terrestrial biodiversity, releasing substantial greenhouse gases, displacing thousands of people, and altering people's livelihoods plus affecting the food systems, water quality, and agriculture near them. This paper studies the proliferation of large dams in developing countries and the importance of incorporating climate change into considerations of whether to build a dam along with some of the governance and compensation challenges. We also examine the overestimation of benefits and underestimation of costs along with changes that are needed to address the legitimate social and environmental concerns of people living in areas where dams are planned. Finally, we propose innovative solutions that can move hydropower toward sustainable practices together with solar, wind, and other renewable sources.

## **1.6 Presentation of the Thesis**

This thesis consists of five chapters. Chapter one is an introduction of thesis Chapter two shows types of hydropower plans. Chapter three shows in details the types of dams. Chapter four shows the mechanism of work of hydropower plants. And finally chapter five represents conclusion and recommendation.

# Chapter Two

## Types of Hydropower Plants

### 2.1 Introduction

Hydroelectric plants are classified commonly by their hydraulic characteristics, or capacity, or purpose, that is, with respect to the water flowing through the turbines that run the generators, the plants must have enough storage capacity to offset seasonal fluctuations in water flow and usually that water storage capacity is used to provide a constant supply of electricity throughout the year [4, 5, 6]. But the most common type of conventional hydroelectric power plant uses a dam on a river to store water in a reservoir. Water released from the reservoir flows through a turbine, spinning it, which in turn activates a generator to produce electricity. But hydroelectric power doesn't necessarily require a large dam. Where the water level behind the dam can be managed to either maintain a constant reservoir level or released to meet changing electrical needs. Some hydroelectric power plants just use a small canal to channel the river water through a turbine, while others can even store power. There are a lot of ways of classify hydropower plants but here in this thesis it could be classified according to, its capacity, head (availability of water head), purpose, facility types, or according to transmission, system where each type has specific features and characteristic which are differing from each other, all these types will be discuss in details see figure (2.1) [7].

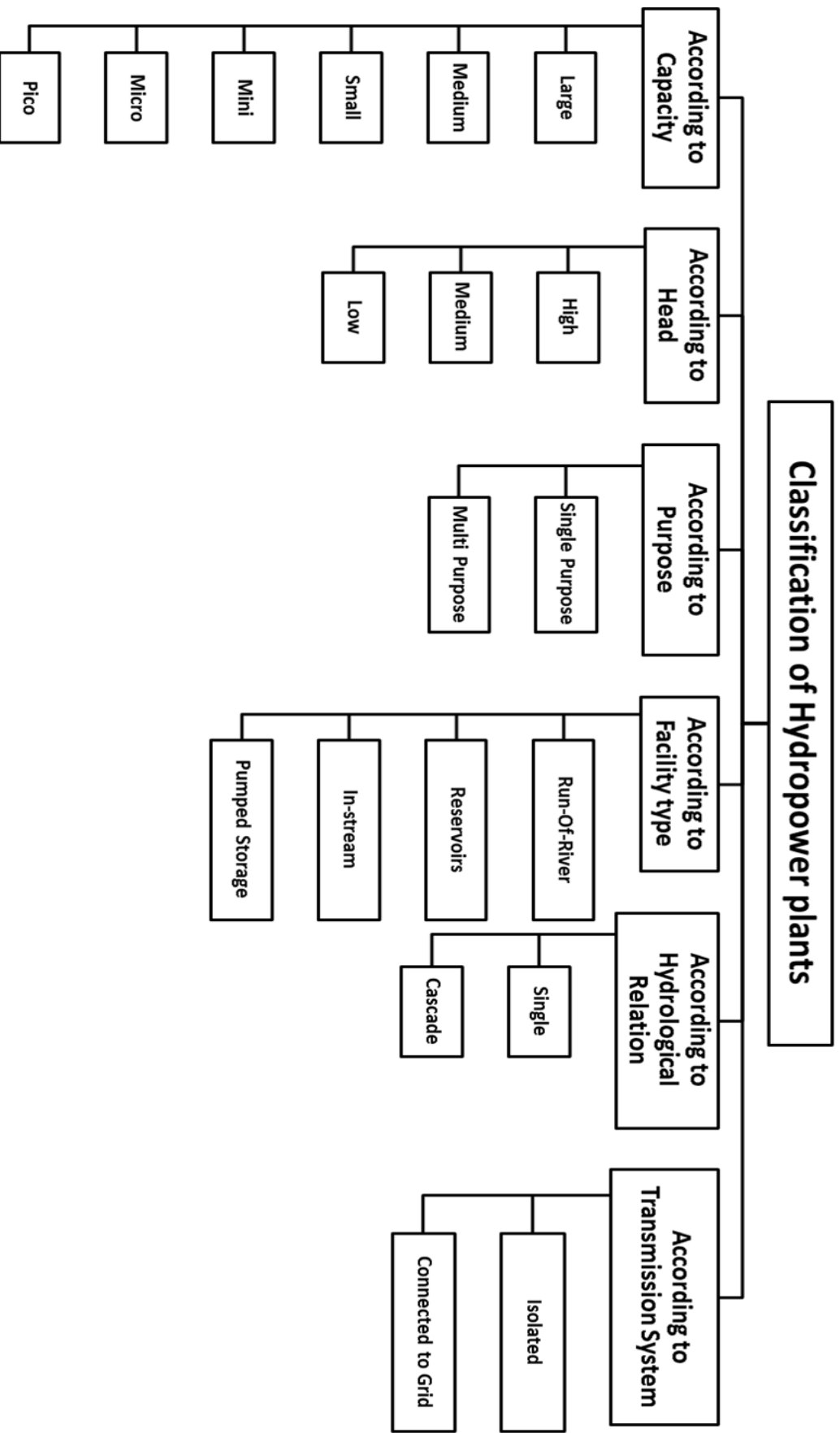


Figure (2.1): Classification of Hydropower plants



## **2.2 Classification of Hydropower Plants According to Capacity**

As shown in figure (2.1) hydropower plants classified according its capacity to six types large, medium, small, mini, micro, pico and will be discuss below in details [7].

1. Large hydropower plants: >100 MW
2. Medium hydropower plants: 25-100 MW
3. Small: 1-25 MW
4. Mini: 100 KW-1 MW
5. Micro: 5-100 KW
6. Pico: <5 KW

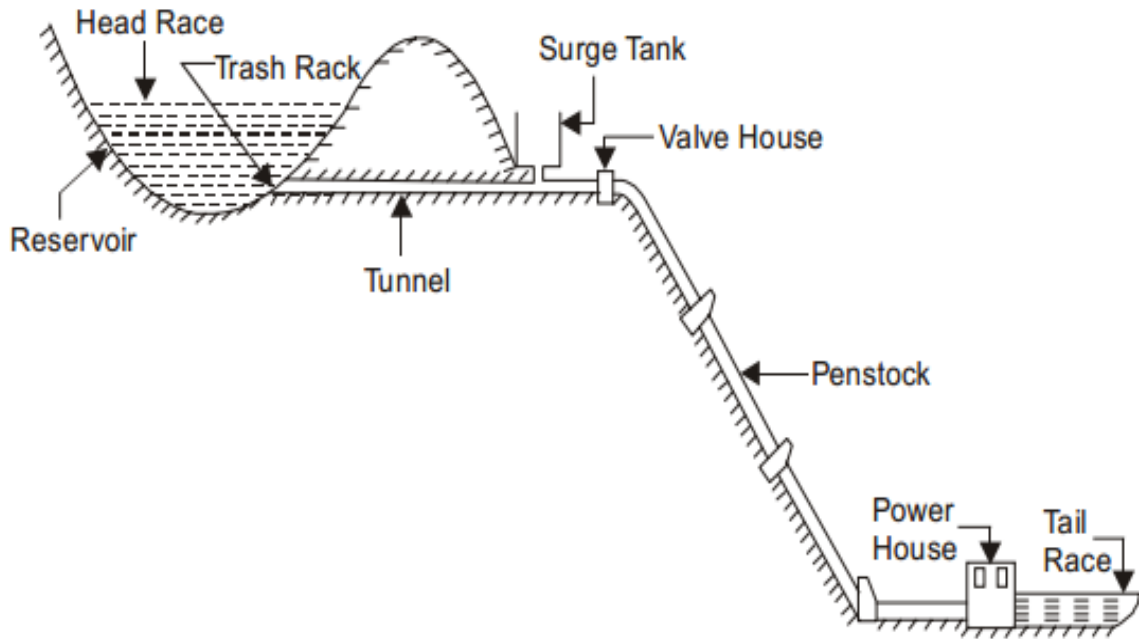
## **2.3 Classification of Hydropower Plants According To Head**

There are three types of hydropower plants according to Head, high (above 300 m), medium (30 - 300 m), and low (30 m and less)head power plants.

## **2.4 High Head Power Plants**

The water is taken from the reservoir through tunnels which distribute the water to penstock through which the water is conveyed to the turbines. Alternately, the water from the reservoir can be taken to a smaller storage known as a forebay, by means of tunnels. From the fore bay, the water is then distributed to the penstocks. The function of the fore bay is to distribute the water to penstocks leading to turbines. The inflow to the fore bay is so regulated that the level in the forebay remains nearly constant. The turbines will thus be fed with under a constant static head. Thus, the fore bays help to regulate the demand for water according to the load on the turbines. Trash racks are fitted at the inlets of the tunnels to prevent the foreign matter from going into the tunnels. In places; where it is not possible to construct fore bays, vertical constructions known as 'surge tanks' are built. The surge tanks are provided before the valve house and after the tunnel from the head works. The function of the surge tank is to prevent a sudden pressure rise in

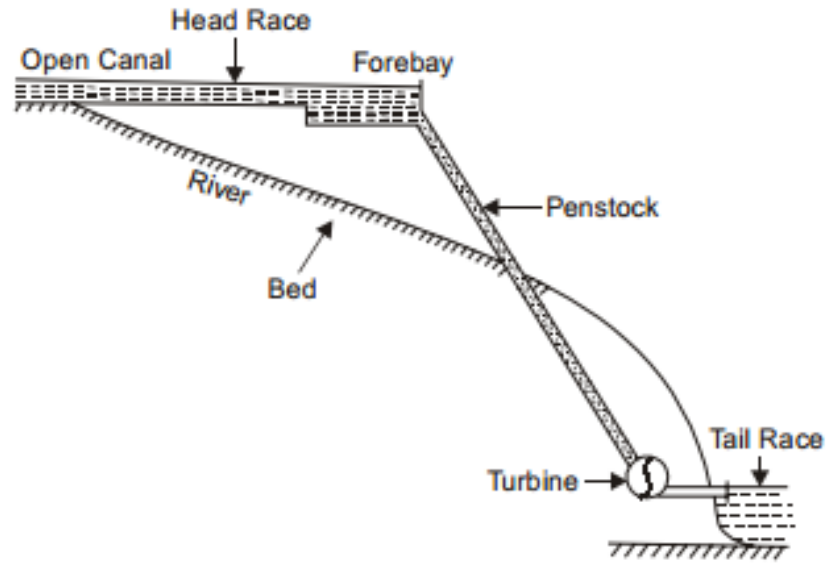
the penstock when the load on the turbines decreases and the inlet valves to the turbines are suddenly closed. In the valve house, the butterfly valves or the sluice type valves control the water flow in the penstocks and these valves are electrically driven. Gate valves are also there in the power house to control the water flow through the turbines. After flowing through the turbines, the water is discharged to the tail race [8]



**Figure (2.2): High Head Power Plant**

## **2.5 Medium Head Power Plants**

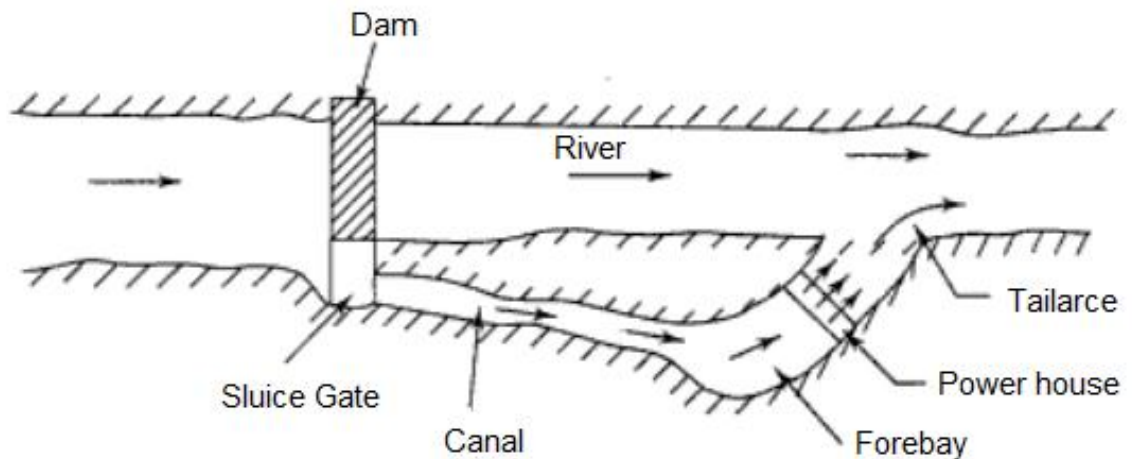
If the head of water available is more than 30 m., then the water from the fore bay is conveyed to the turbines through pen-stocks. Such a plant will then be named as a medium read plant. In these plants, the river water is usually tapped off to a fore bay on one bank of the river as in the case of a low head plant. From the fore bay, the water is then led to the turbines through penstocks [8].



**Figure (2.3): Medium head power plants**

## 2.6 Low Head Power Plants

A dam is constructed across a river and a side way stream diverges from the river at the dam. Later this channel joins the river further downstream, where Francis turbine or Kaplan turbine is used to power generation [9].



**Figure (2.5): Low Head Power Plant**

## **2.7 Classification of Hydropower Plants according to purpose**

Because each project may serve specific targets to specific purpose, so hydropower plants may classify according to purpose to:

### **2.7.1 Single purpose**

When whole purpose of power plant is to produce electricity then such a project is known as a single purpose hydropower plant

### **2.7.2 Multipurpose**


When water used in hydropower project is to be used for other purposes like, irrigation, flood control or fisheries then such a project is known as multipurpose hydropower plant

## **2.8 Classification of Hydropower Plants According to Facility Type**

This classification is according to the extent of water flow regulation available the hydroelectric where power plants could be classified according to this consideration into:

### **2.8.1 Run-Of-River plants**

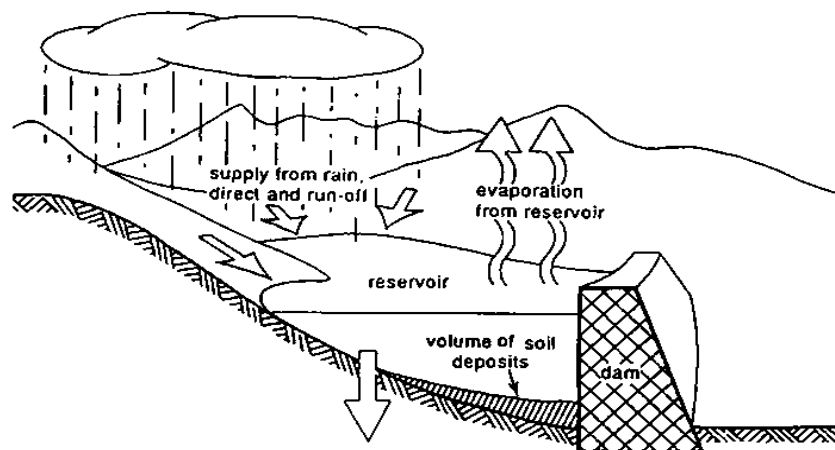
Such a plants work daily according to the nature and limit to the flow in the river. Power generation depends on the quantity of flow. Sometimes a small storage reservoir or pond is built, which can store a few hours' supply of water to the plant, when the river flow exceeds the amount required by the plant. Such a scheme is a called Run-Of-River plant with poundage. The poundage or stored water is used in generation power during the hours when the demand is in excess of the flow of the river at the moment [10].



**Figure (2.6): Run-Of-River plants**

### **2.8.2 Reservoirs (storage)**

During the rainy season water is stored in reservoirs that it can be utilized during other seasons to supplement the flow of the river whenever the flow of the river falls below a specific minimum. Power can be generated directly from the reservoir. Sometimes canal are constructed to convey water from the reservoir for irrigation purposes [10].



**Figure (2.7): Reservoir**

### 2.8.3 In-stream

When the velocity of water i.e. kinetic energy following in the stream is used for conversion into electrical power, then the system is known as In-stream[10].

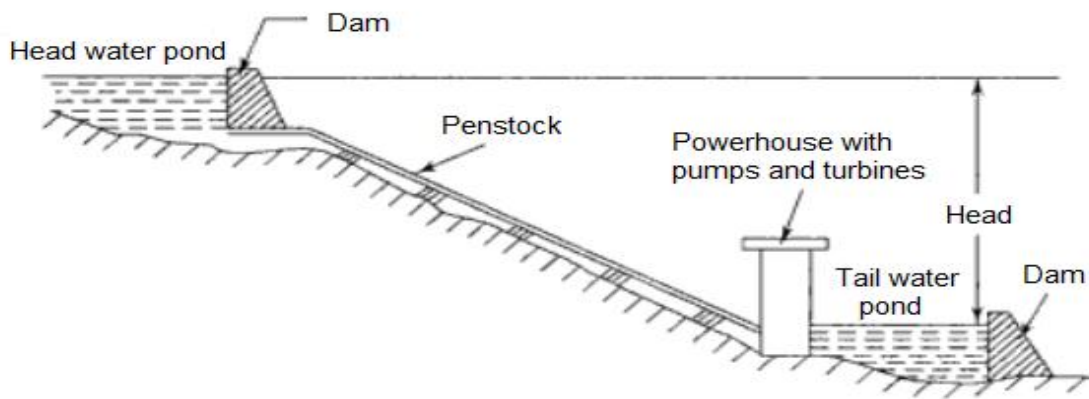


**Figure (2.8): In-stream**

### 2.8.4 Pumped Storage

Water after working in turbines is stored in in the tailrace reservoir. During low load, say night time, the water is pumped back from the tail to the head reservoir drawing excess electricity from the grid or from the nearby steam plant. During peak load, this water is used to work on turbines to produce electricity. It is always economical to run the steam power plants all the times at full plant capacity factor. Whenever the load demand is less than the full plant capacity, the surplus energy instead of being wasted is transmitted to pump is installed at the tailrace of the hydroelectric plan. And the advantage of this plant can be summarized as follows [11]:

- a) Substantial increase in peak load capacity at low cost
- b) High operating efficiency
- c) Better load factor
- d) Independence of stream flow conditions



**Figure (2.9): Pumped Storage Plant**

## **2.9 Advantages and Disadvantages of Hydroelectricity**

One of the effective methods of producing power is through the use of streaming or falling water. This can be harnessed through the construction of dams across rivers. This process is referred to as hydroelectricity. The principle will utilize the constant flow of water in order to move the turbines, which enable the use of the flowing water's kinetic energy. As a result, the magnets in the generator will rotate and produce electricity. The water that gets out of the turbine will be returned to the stream found under the dam.

Despite the fact that this technology is not capable of emitting greenhouse gases, there are issues causing it to be on the headlines. Many are concerned that blocking the rivers by building huge dams can have severe social and environmental impact. Some of the issues include blocking of passage for migratory fish, changing of the river's normal flow, and increasing possibility of earthquakes and displacement of communities within the area.

Many companies are now looking at the potential to utilize water resources to power up their facilities. Consequently, this option has been criticized by local communities as it can disrupt the normal ecosystem. Hence, when considering hydroelectricity, it is important to look at the positive and negative effects that it

entails. To begin with, here are a few points to ponder from the list of pros and cons of hydroelectricity as stated below [11].

## **2.10 List of Pros of Hydroelectricity**

### **2.10.1 It is Renewable**

Since this method uses water from the earth to produce electricity, the resource is renewable. Naturally, water that evaporates from the surface of the earth will form clouds and eventually falls back to the earth formed as snow or rain. This means that it will never have to run out of supply and it will not become scarce.

### **2.10.2 Source of Clean Energy**

Basically, hydroelectric power is a clean and green alternative source of energy. In fact, the creation of hydroelectricity will not cause any contamination. Moreover, it will not produce any greenhouse gases or toxins that will pollute the environment.

### **2.10.3 It is stable and Reliable**

This type of energy source is considered dependable as there are no issues so far as electric power generation is concerned. Many countries with huge hydropower potential utilize hydroelectricity as their main energy source.

### **2.10.4 Requires Low Operating Cost**

The good thing about hydroelectricity when it comes to cost is that it requires low maintenance and operating cost. It also requires minimal replacements due to the fewer parts that are present in it. More so, the dams built in these locations have been designed for long-term use. Hence, these facilities will be capable of providing hydroelectric power for a long period of time.

### **2.10.5 Matches Current Demand**



Altering the water streams, creating dams, and getting power can be easier said than done. However, it is not very hard to get going. Once the establishment is in place, it will be easier to deflect the flow of water from one place to another. For instance, if the demand for water is low in a particular area, it will be lowered, redirected and stored until the need arises.

## **2.11 List of Cons of Hydroelectricity**

### **2.11.1 Causes Environmental Damage**

Due to the interruptions in the natural flow of water, there are many identified results that can affect the environment. Consequently, it can influence the movement of fish as they move or migrate. This is because fish environments can be influenced with a number of factors, including safe spots, water levels, and water speed. When one of these factors will be altered, there can be a possible interruption in the ecosystem for sure.

### **2.11.2 Cost of Building is Expensive**

Undoubtedly, power plants are very expensive to create, regardless of the type of building. Although hydroelectric power plants are not that complicated to build, it may still require a huge amount of money to begin with. The only advantage is that it will not require specialists to maintain or support personnel that need to be paid large sums of money. So perhaps it will make a good investment to think it can provide an essential source of energy.

### **2.11.3 May Cause Droughts**

A great possibility that happens when building hydroelectric power plants is the occurrence of local droughts. The cost of energy and power are identified depending on the accessibility of water. This can be greatly influenced by a dry spell, causing people not to acquire the power they need.

#### **2.11.4 Floods in Lower Areas**

Local populations in low lying locations can become victims of floods due to possible strong water currents that might be released from the dam. More so, it can affect the livelihood of people living in these areas. As a result, more people are then forced to move out to pursue the construction of the dams needed for generating hydroelectricity.

#### **2.11.5 Shortage of Water Supply**

Huge dams are built across rivers in countries rich with potential hydroelectric power source. This can cause the interruption of the natural flow of water from one direction to another. When one location does not require too much water supply, it will be redirected to another place so that those looking to build dams in the area can get the much needed water. However, it can cause conflict in the long run when there is scarcity of water supply in that particular area and the water redirected to the dams must be stopped.

#### **2.12 Final Thoughts**

Building dams in certain locations with potential for hydroelectric power can pose a lot of challenges. Although hydroelectric power plants can be good alternative sources of energy for everybody, there are issues that can hinder their creation. For this reason, it is essential to equate the pros and cons of hydroelectricity when planning to build one. Of course, it can't be denied that there should always be a gamble when trying to start something new. But perhaps local statistics must be carefully analyzed first before trying to build a revolutionary structure in the community. At least it should comply with safety requirements and should not compromise the environment and the people living within it [11, 12].

# Chapter Three

## Types of Dams

### 3.1 Introduction

Dams are detention structures use for storing water of streams and rivers. The water stored in the reservoir created behind the dam may be used gradually depending on demand. This definition implies no restrictions upon the purpose, material used, or size of the dam. Thus barrier sills and weirs could also be covered under the general umbrella provided by word "dam", in practice however, dams are considered barrier structures, more complex than sills and weirs, and they requires for their design, construction, operation, and maintenance the concerted effort of a number of technical disciplines.

Almost each dam that has been constructed all over the world is unique. This is so because a particular type is chosen because of the considerations of many factors that will be discuss. In fact, dam engineering brings together a range of disciplines, like structural, hydraulics and hydrology, geotechnical, environmental etc. Never the less, primary purpose of a dam is to provide for the safe retention and storage of water. Structurally, a dam must be stable against overturning and sliding, either or within the foundations. The rock or soil on which it stands must be competent to withstand the superimposed loads without crushing or undue yielding. The reservoir basin is created must be watertight and seepage through the foundation of the dam should be minimal.

Dams are built for water supply, flood and river control, pumped storage, irrigation, recreation, and industrial waste disposal. They may be conceived for permanent (long-term) life, or temporary operation [13, 14].

## **3.2 Types of Dams**

Dams can be classified according their purposes, the type of materials used in its constructions, and their geometry. all though each situation demands a unique proposal for the type of dam, but a broad classification based on the construction material can be made in dividing the types of dams that have been commonly constructed as embankment dams, which are constructed of earth fill and/or rock fill, and concrete dams, which are constructed of mass concrete [15].

### **3.2.1 Embankment Dams**

These can be defined as dams constructed of natural materials excavated or obtained from the vicinity of the dam site. The materials available are utilized to the best advantage in relation to their characteristics as an engineered bulk fill defined zones within the dam section. The natural fill materials are placed and compacted without the addition of any binding agent. Two main types of embankment dams that are commonly constructed include the following [16,17]:

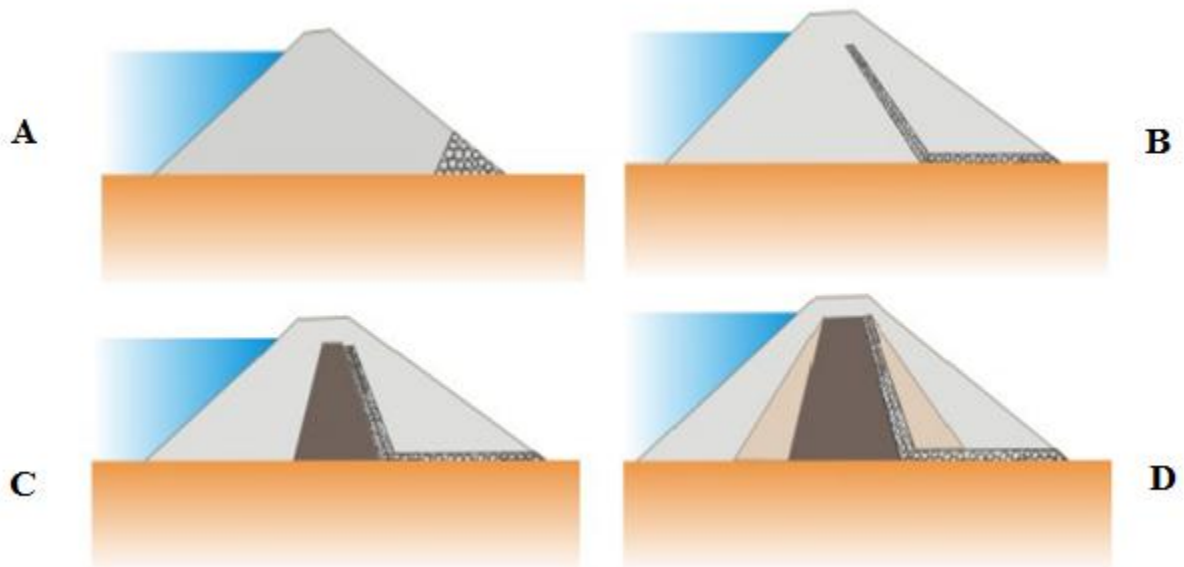
#### **I- Earth-Fill or Earthen Embankments**

These may be classified as dams use compacted soil for constructing the bulk of the dam volume. An earth fill dam is constructed primarily of selected engineering soils compacted uniformly and intensively in the relatively thin layers and at a controlled moisture content. Some of the common sections designed for earth fill embankment dams are shown in figure (3.2.1I) [16, 17].

#### **II- Rocks-Fill Embankments**

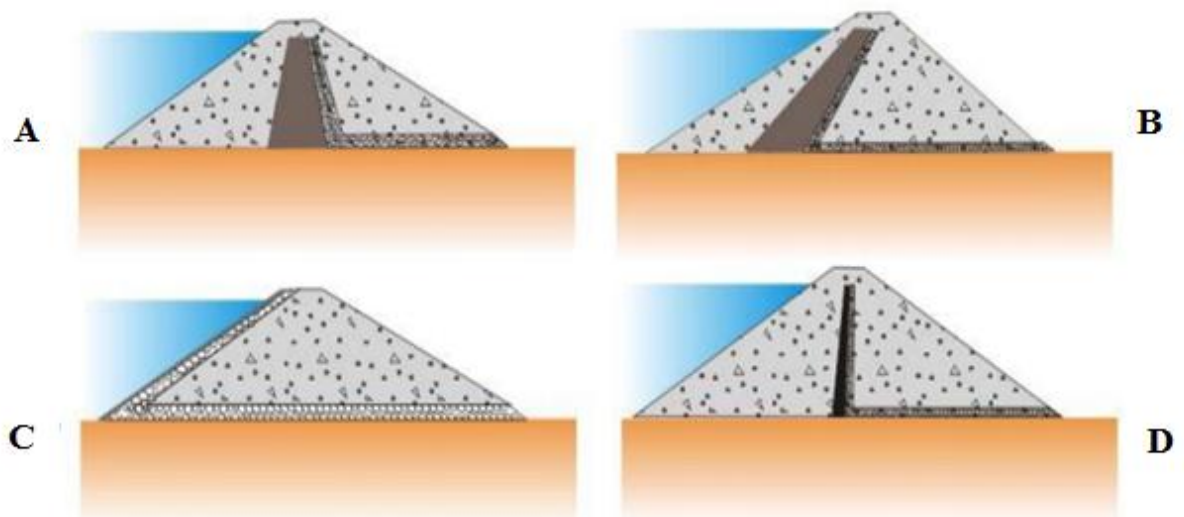
In these types of dams, there is an impervious core of compacted earth fill or a slender concrete or bituminous membrane but the bulk of the dam volume is made of coarse grained gravels, crushed rocks or boulders. Typical sections of rock fill dams are shown in figure (3.2.1II) the stability of the outer shell of a rock fill dam relies on the frictional forces acting in between each rock gravel

piece which ensures its safety against sliding kind of failure during earth quakes [17].



**Figure (3.2.I): principle types of earth-fill earthen embankments:**

- A) Homogeneous with toe drain
- B) Homogeneous with chimney drain & horizontal blanket
- C) Zoned with clay core chimney drain & horizontal blanket
- D) Zoned with earth & rockfill



**Figure (3.2.II): principle types of Rock-fill embankments:**

- A) Vertical clay core & drain
- B) Inclined clay core & drain
- C) Upstream decked with asphaltic or concrete membrane & drains
- D) Central asphaltic membrane with drains

### **3.2.2 Concrete Dams**

The use of mass concrete in dam construction started from about 1900 for reasons of ease of construction and to suit complex designs, like having spill way within the dam body. From about 1950 onwards, mass concrete came to be strengthened by the use of additives like slag or pulverized fuel ash, in order to reduce temperature induced problems or avoid undesirable cracking or to reduce the total cost of the project. Amongst concrete dams, too, there are many varieties, the principal types of which described below [17]:

#### **I- Gravity Dams**

A gravity dam is one which depends entirely on its own mass for stability. The basic gravity profile is triangular in shape, but for practical purposes, is modified at the top. Some gravity dams are slightly curved in plan, with the curvature being towards the river upstream. It is mostly due to aesthetic and other reasons, rather than having an arch action for providing greater stability figure (3.2.2I) shows the gravity dam.

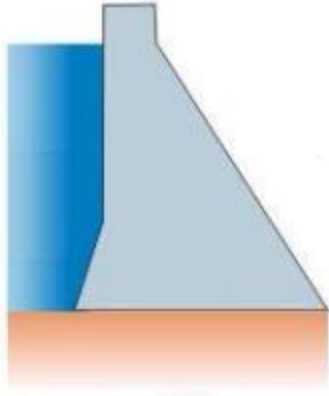
#### **II- Buttress Dams**

This type of dams consists of a continuous upstream face supported at regular intervals by buttress walls on the downstream side. These dams are generally lighter than the solid type of dam but likely to induce slightly higher stresses at the foundation since most of the load now passes through the buttress walls and not spread uniformly over the foundation as in a solid gravity dam. See figure (3.2.2II).

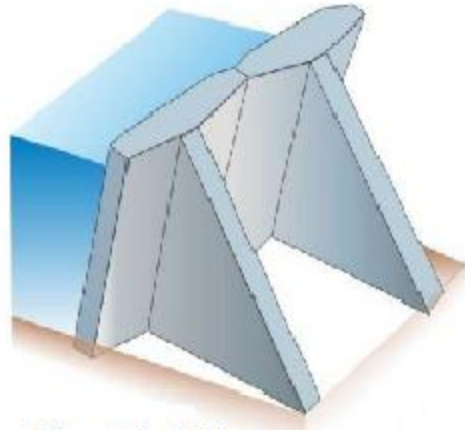
#### **III- Arch Dams**

These types of dams have considerable upstream curvature in plan and rely on an arching action on the abutments through which it passes most of the water load on to the walls of the river valley. This type of dam is structurally more efficient gravity dams and greatly reduces the volume of concrete required of course; a

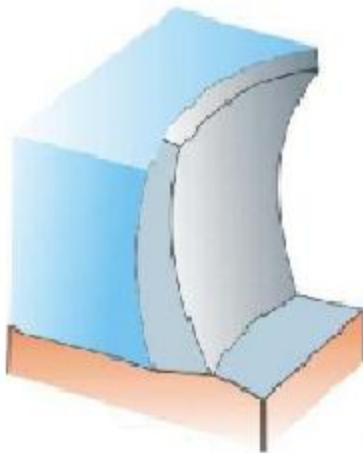
prime necessity in constructing an arch dam is to have sound foundation and abutments. See figure (3.2.2III) [17].



**Figure (3.2.2I)**



**Figure (3.2.2II)**



**Figure (3.2.2III)**

**Figure (3.2): Concrete Dams Types**

### **3.3 Selection of Dam Type**

As far as technical feasibility is concerned, often more than one type of dam is adequate for a selected dam site location. The final selection, then, is either based on economic considerations, on preferences of designer or owner or on the decision of a consulting board. Following is a list of factors which the dam designer must consider in selecting the most appropriate structure for a site [18]:

### **3.3.1 Topography**

Narrow valleys with high rock abutments favor concrete dams; low rolling hills favor earth dams.

Hydraulic fill dams are frequently associated with wide, flat alluvial plains with minimal topographic relief.

### **3.3.2 Dam Foundation**

Rock foundations, properly cleaned of weathered material and treated for water tightness, are ideal for any type of dam.

Dense sand-and-gravel foundations are adequate for all embankment dams, and for small concrete dams when proper seepage control measures are implemented.

Compressible silt and clay foundations preclude the consideration of concrete dams and require special care for rock fill dams.

Loose sand foundations in a seismic environment are subjected to potential seismic liquefaction and are adequate for any type of dam. If the loose materials are excavated for their physical conditions improved, then an embankment dam could be considered

### **3.3.3 Availability of Construction Materials**

Materials are required for the construction of the embankment (core, shells, filters, slope protection) and manufacture of concrete. When adequate materials are available near a site, embankment dams can usually be built at a lower cost than concrete dams.

Availability of sands and gravels, but absence of impervious clays may favor the choice of a concrete dam. On the other hand, if an impervious soil is readily available, the design may favor a homogeneous embankment dam with a few internal granular filters provided for seepage control.

### **3.3.4 Flood Hazard**

The possibility of flooding during construction favors either a concrete type of dam or a rock fill dam with or without downstream reinforcing. Associated with



flooding is the spillway requirement. Often the cost of constructing a spillway is high. For such cases, combining spillway and dam into one structure (concrete dam) may be advantageous. In other cases, where the excavated material from a separate spillway can be used in the construction of the embankment, an earth fill embankment may be advisable.

### **3.3.5 Seismic Hazard**

Potential fault rupture along the dam foundation precludes the consideration of any rigid structure such as a roller-compacted or a concrete-type dam, Embankment dams with large zones of sand and gravel are recommended in these cases. Potentially strong earthquake ground motion may rule out the consideration of rigid structures (concrete) or embankment dams built with loosely placed granular soils (hydraulic and tailings dams).

### **3.3.6 Construction Time**

When construction time is limited, it is often necessary to adopt a structure which is not necessarily the most economical; for example, a dumped--rockfill rather than a smaller concrete structure, or flatter homogeneous clay dam rather than a zoned embankment.

### **3.3.7 Climate**

Construction of embankment dams during the rainy season is often limited to the pervious zones, making rock fill dams more appropriate. During freezing weather, precautions must be taken to avoid damage to freshly poured concrete in concrete dams. Rock fill dams may prove to be cheaper to construct in severe climates.

### **3.3.8 Diversion Works**

Valley configuration, hydrologic, and schedule considerations can often pose serious construction difficulties which require expensive works.

### **3.3.9 Government Regulations**

Federal and state governments have issued regulations relating to the construction and operation of dams. The safety, the environmental impact, and the purpose of the dam, as judged by the public agencies, will often suggest the most suitable type of structure for any given set of circumstances.

### **3.3.10 Available Resources**

At some sites, neither skilled contractors for a specified construction nor adequate labor force may be available. For example, a country may have neither the experience nor the equipment necessary for the construction of a roller-compacted concrete dam or for the concrete face in a rock fill dam. In such cases, a simpler earth embankment dam may be more appropriate.

The numerous factors influencing the selection of the type of dams that have been discussed clearly indicate that such selection is far from easy and that no general rules can be advanced to aid the designer in this task. However, experience accumulated in years of practice has indicated the following comparison between the advantages and the disadvantages of dams [18].

# Chapter Four

## Mechanism of the work

### 4.1 Introduction

As it mentioned that hydropower plant is a system with three parts: a power plant where the electricity is produced; a dam that can be opened or closed to control water flow, and a reservoir (artificial lake) where water could be stored.

Energy from the sun evaporates water in the Earth's oceans and rivers and draws it upward as water vapor. When the water vapor reaches the cooler air in the atmosphere, it condenses and forms clouds. The moisture eventually falls to the Earth as rain or snow, replenishing the water in the oceans and rivers. Gravity drives the moving water, transporting it from high ground to low ground. The force of moving water can be extremely powerful and that is might be used to manage turbines.

### 4.2 Catchment Area

The whole area behind the dam draining into a stream or river across which the dam has been constructed is called the catchment area. The characteristics of the catchment include its size, shape, surface, orientation, altitude, topography and geology. The bigger the catchment, steeper is the slope, higher is the altitude, and greater is the total runoff of water.

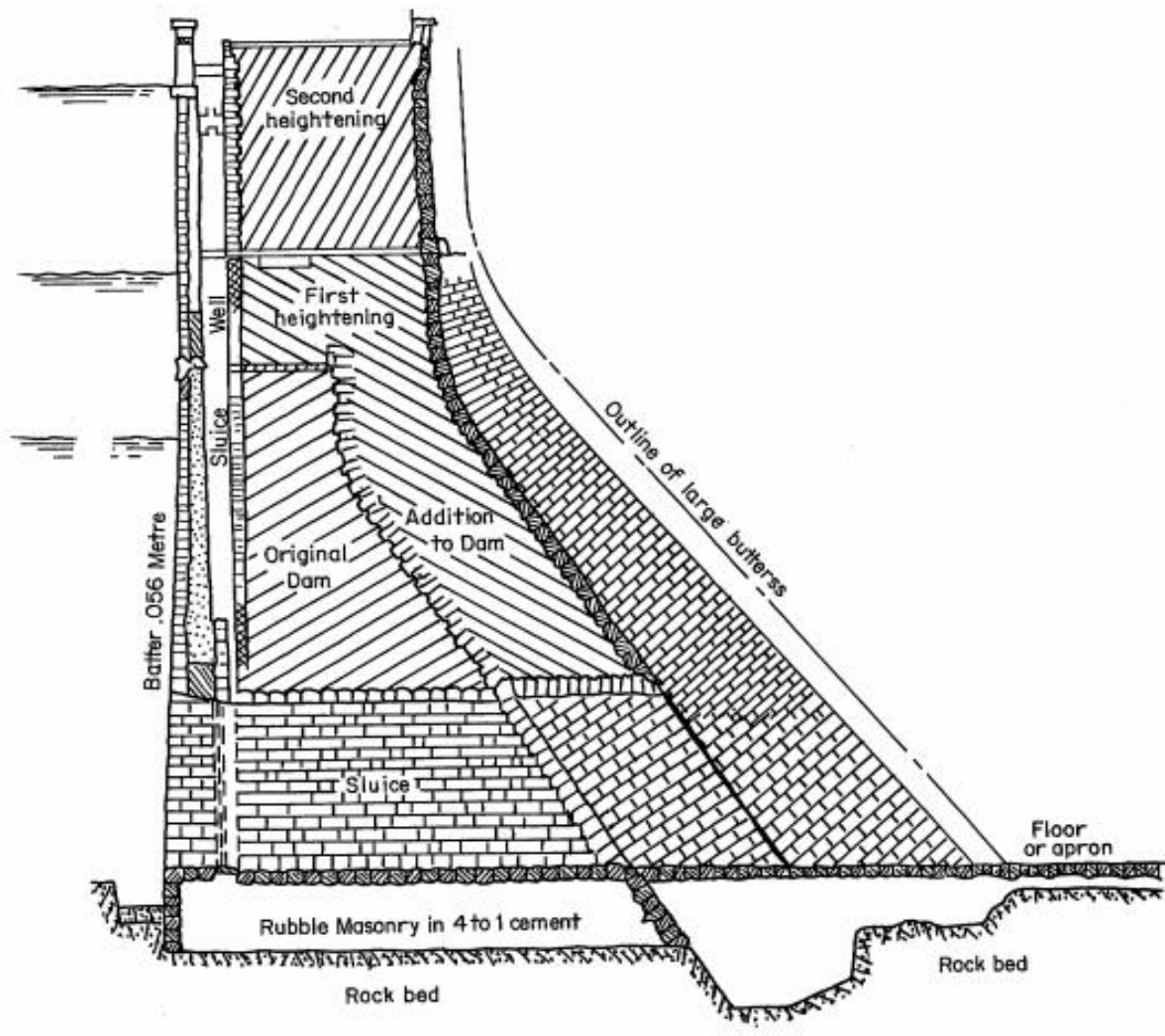
### 4.3 Reservoir

Artificial or natural inland body of water used to store water to meet various demands. Where the storage is to be during times of plenty for subsequent use in times of scarcity is fundamental to the efficient use of water resources. The water has being managed by reservoir.

### 4.4 Dam

Dams are detention structures use for storing water of streams and rivers. The water stored in the reservoir created behind the dam may be used gradually

depending on demand. This definition implies no restrictions upon the purpose, material used, or size of the dam. Thus barrier sills and weirs could also be covered under the general umbrella provided by word "dam", in practice however, dams are considered barrier structures, more complex than sills and weirs, and they requires for their design, construction, operation, and maintenance the concerted effort of a number of technical disciplines [10].



**Figure (4.1): Old Aswan masonry dam**

## 4.5 Spillways

Spillway is a channel that carries excess water over or around a dam or other obstruction where it is a structure used to provide the controlled release of flows from a dam or levee into a downstream area, typically the riverbed of the dammed river itself, sometimes they may be known as overflow channels. Spillways ensure that the water does not overflow and damage or destroy the dam.

The spillway is designed to pass flows larger than can be used for hydroelectric generation. The importance of the spillway cannot be overemphasized. Most dam failures have occurred because the spillway was incapable of passing a particular flood, with the result that the dam was overtopped and breached. Many spillways with adequate capacity have failed because severe erosion occurred at the base of the spillway, resulting in damage to the spillway, the dam, or both [10].



**Before**

**After**

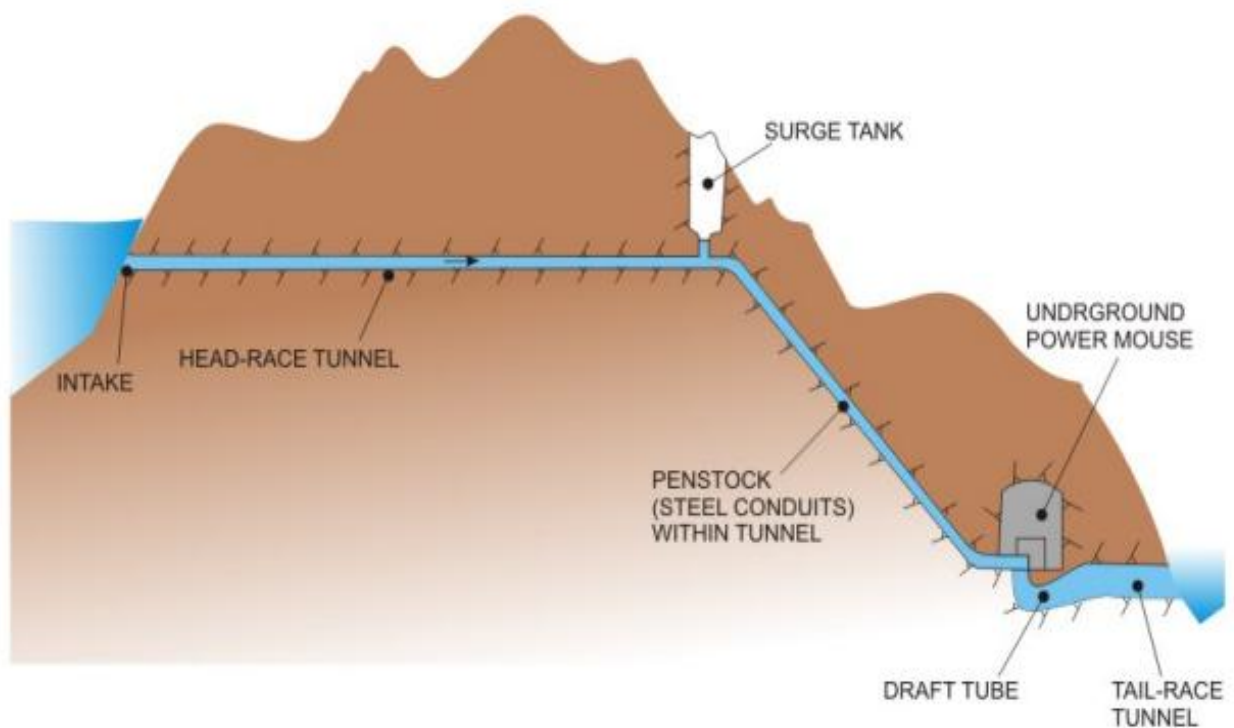
**Figure (4.2): Spillway**

## 4.6 Conduits

It is channel for conveying water or inverted siphons to carry flow under railways and highways.

## 4.7 Surge Tanks

Surge tank (or surge chamber) is a device introduced within a hydropower water conveyance system having a rather long pressure conduit to absorb the excess pressure rise in case of a sudden valve closure. It also acts as a small storage from which water may be supplied in case of a sudden valve opening of the turbine. In case of a sudden opening of turbine valve, there are chances of penstock collapse due to a negative pressure generation, if there is no surge tank [12].



**Figure (4.3): Surge Tank**

## **4.8 Penstock**

Penstock is a steel or reinforced concrete conduit to resist high pressure in the water conveyance system and may take off directly from behind a dam, from a fore bay, or from the surge tank end of a head race tunnel penstocks are shown in figure (4.3).

## **4.9 Draft Tubes**

A bulkhead gate used to permit dewatering of the draft tubes for inspection and repair of turbine parts and draft tubes. And it is at the end of the turbine increases the pressure of the exiting fluid at the expense of its velocity. This means that the turbine can reduce pressure to a higher extent without fear of back flow from the tail race.

At the bottom, the water passage bends up from vertical to a horizontal alignment, and this passage is known as the draft tube. The functions of a Draft Tube are two-fold: (a) Achieves the recovery of velocity head at runner outlet, which otherwise would have wasted as exit loss, and (b) Allows the turbine to be set at a higher elevation without losing advantage of the elevation difference. The second objective allows easier inspection and maintenance of the turbine runners [12].

## **4.10 Powerhouse**

The powerhouse of a hydroelectric development project is the place where the potential and kinetic energy of the water flowing through the water conducting system is transformed into mechanical energy of rotating turbines and which is the further converted to electrical energy by generators. In order to achieve these functions, certain important equipment's are necessary that control the flow entering the turbines from the penstocks and direct the flow against the turbine blades for maximum efficient utilization of water power. Other equipment's necessary are couplings to link the turbine rotation to generator and transformers and switching equipment to convey the electric power generated to the power

distribution system [12]. The major equipment in the powerhouse is the turbine-generator unit. The remainder of the equipment serves to control, protect, and provide services to the main unit; the powerhouse provides support and housing for the turbine-generator unit and all auxiliary equipment. The powerhouse is located at the end of the waterway and as low as possible below the elevation of the reservoir water. This gives the maximum possible head for the turbine [10].

A powerhouse also accommodates equipment that is necessary for regular operation and maintenance of the turbine and power generating units. For example, overhead cranes are required for lifting or lowering of turbines and generator during installation period or later for repair and maintenance. For the crane to run, guide rails on columns are essentially required. The maintenance of a unit is done by lifting it by the crane and transporting it to one end of the power house where abundant space is kept for placing the faulty unit. A workshop nearby provides necessary tools and space for the technicians working on the repair of the units.

The general types of powerhouses in use are indoor, semi outdoor, outdoor, and underground. The indoor powerhouse contains the turbine-generator unit and all auxiliary equipment under a roof. The building is of sufficient height to permit the handling of equipment by means of an indoor crane. In the semi outdoor plant, the generator floor is fully enclosed, but the equipment is handled by an outdoor gantry crane or mobile crane through hatches in the roof.

The outdoor powerhouse usually has the generator in a steel cylindrical housing set on top of the powerhouse structure that contains the turbine and powerhouse equipment. The cylindrical housing takes the place of a superstructure. The equipment can be handled by either a gantry crane or a mobile crane. Underground powerhouses are usually associated with large hydro generation units and pumped storage units. The rock shell is formed by the excavation from the walls and roof of the powerhouse. The type of powerhouse selected is based



upon an economic analysis which considers first costs and operation and maintenance cost. And following is a list of auxiliary equipment and system usually required for a power house [10].

**a. Electrical Systems**

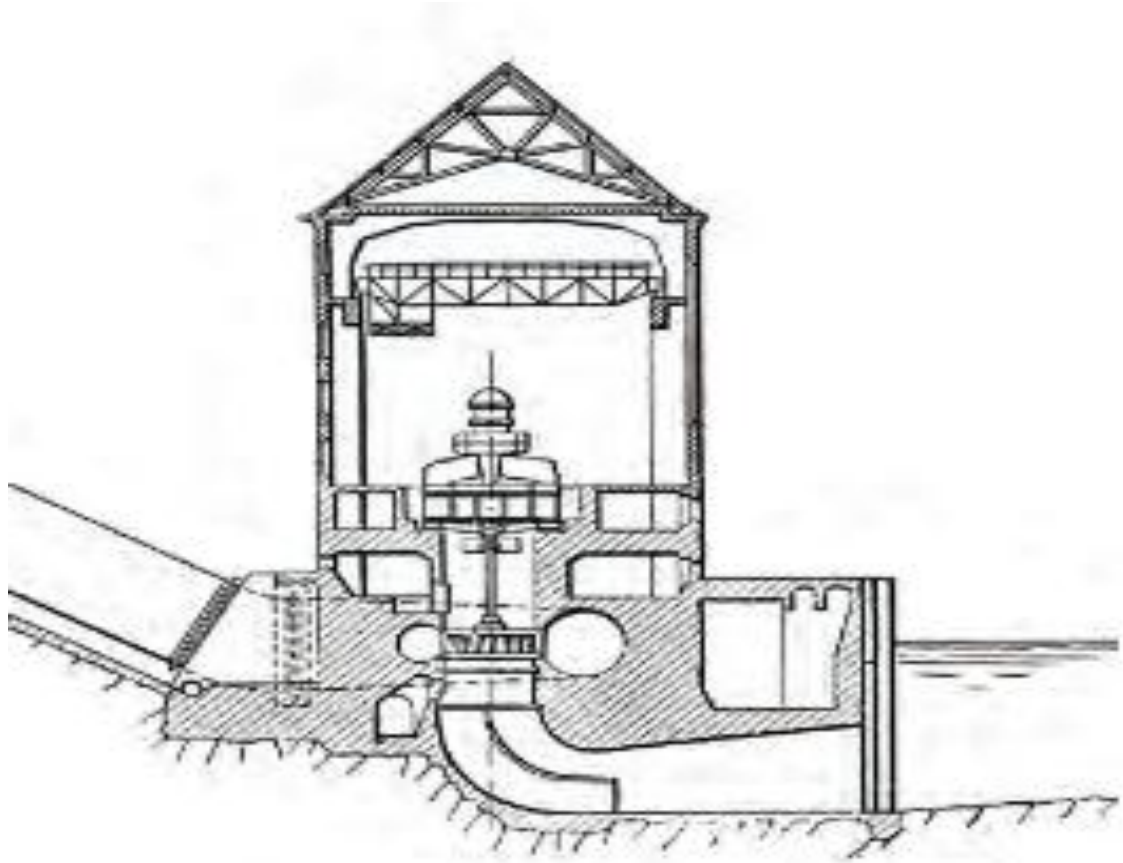
- Main control board
- Generator excitation equipment
- Station service switchgear
- Storage battery and charger
- Generator voltage switchgear, buses, and surge equipment
- Generator neutral grounding equipment
- Lighting
- Cable trays
- Grounding mat

**b. Mechanical Systems**

- Turbine governing equipment
- Water supply system for cooling and service
- Lubricating oil and/or hydraulic oil
- Heating, ventilating, and air conditioning
- Compressed air
- CO<sub>2</sub> fire protection
- Dewatering, building, and sanitary drainage
- Lifting
- Turbine shutoff valve
- Draft tube gates

**c. Switchyard**

- Transformer
- Circuit breakers
- Takeoff structure



**Figure (4.4): Powerhouse**

## **4.11 Turbine**

Because this form is the prime mover which transforms the energy of water into mechanical energy of rotation and whose prime function is to drive a hydroelectric generator thus would be discussed in details. The turbine runner and the rotor of the generator are usually mounted on the same shaft, and thus the entire assembly is frequently referred to as the turbo-generator. Hydroelectric plants utilize the energy of water falling through a certain difference in levels which may range from a few meters to 1500m or even 2000m. To handle such a wide range of pressure heads, various turbines differing in design of their working is employed. Modern hydraulic turbines are divided into two classes - impulse and reaction. An impulse turbine is one in which the driving energy is

supplied by the water in kinetic form, and a reaction turbine is one in which the driving energy is provided by the water partly in kinetic and partly in pressure form [7].

For the reaction type of turbine, the turbine section is assumed to begin at the entrance to the turbine case and end at the exit from the draft tube. It may be noted that this setting for a reaction turbine ensures the following characteristics:

1. The wheel passage remains completely filled with water.
2. The water acting on the wheel vanes is under pressure greater than atmospheric.
3. The water enters all-round the periphery of the wheel through the scroll case.
4. Energy in the form of both pressure and kinetic is utilized by the wheel.

For the impulse type turbine, the following characteristics of the turbine setting differentiate it from the impulse type of turbines:

1. The wheel passages are not completely filled with water since a jet emanating from the penstock nozzle strikes the buckets of the runner
2. The water acting on the vanes or buckets located at the wheel periphery is under atmospheric pressure
3. The water impacts on the runner at one point or at a few discrete points, depending upon the number of nozzles.

There are a variety of types of turbines used at hydropower facilities, and their use depends on the amount of hydraulic head (vertical distance between the dam and the turbine) at the plant. The most common are Kaplan, Francis, and Pelton wheel designs. Some of these designs, called reaction and impulse wheels, use not just the kinetic force of the moving water but also the water pressure [1].

#### **4.12 Tailrace**

The water after having done its useful work in the turbine is discharged to the tailrace which may lead it to the same stream or to another one. The design and

size of tailrace should be such that water has a free exit and the jet of water, after it leaves the turbine, has unimpeded passage [20].

### **4.13 Mechanism of the Work**

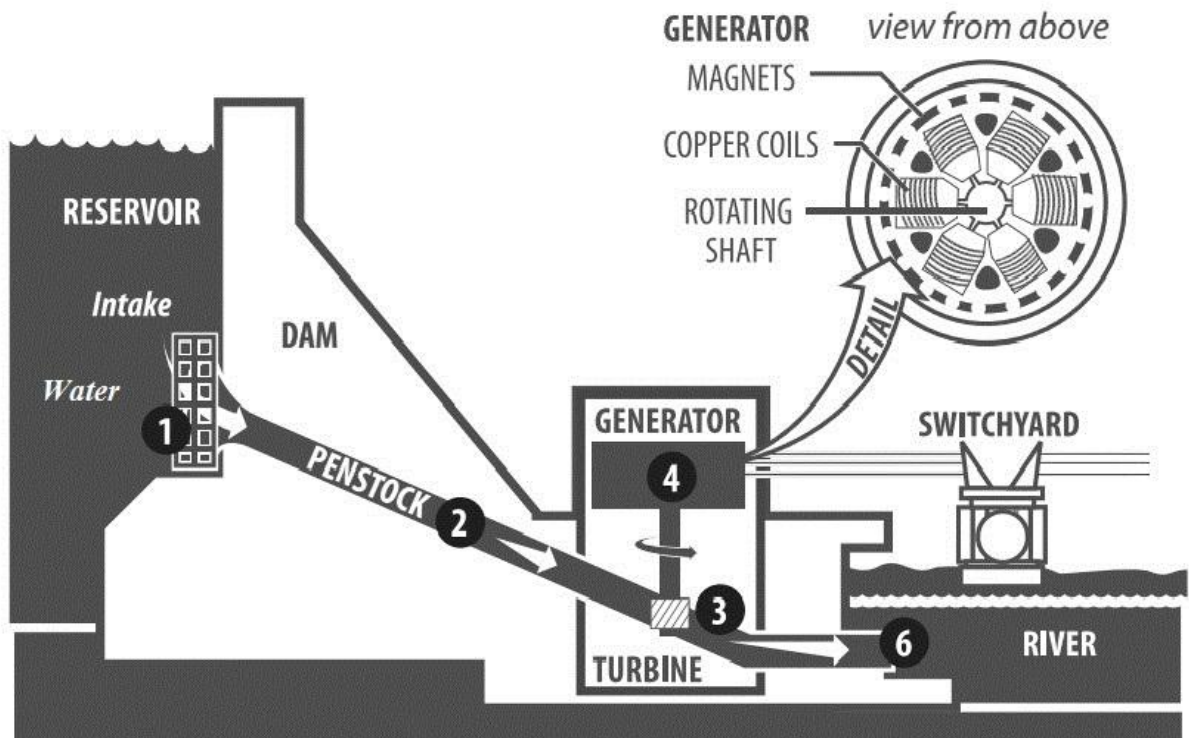
The gravitational potential energy stored in the water is used to turn generators and create electricity. Electrical generators are turned by massive turbines, which are within tunnels in the dam wall-water flows through the tunnels with great pressure due to the great height, at which is kept in the dam. If there is a greater volume of water or there is a very large difference between the water level and where it flows out, then more power comes out of the water as it has greater potential energy. For example: Hydro power generation works well in mountainous countries as the water can be stored at very high pressures. The dam wall increases with width as you go down towards the base this is because the water pressure gets greater as depth increases. This difference in height of the water is called the head [1].

The generator contains two main parts: the rotor and the stator. The rotator is the part which rotates and the wire has a huge magnet inside of it; and the stator is the part which is covered in copper. The electrical current is created when the rotor spins around the copper wire on the stator. This is the charge which is then used as electricity. Thus the following steps could be sufficient to know the mechanism of hydropower plant work see figure (4.5) [17].

1. Water in a reservoir behind a hydropower dam flows through an intake screen, which filters out large debris, but allows fish to pass through.
2. The water travels through a penstock.
3. The force of the water spins a turbine at a low speed
4. Inside the generator, the shaft spins coils of copper wire inside a ring of magnets. This creates an electric field, producing electricity.
5. Electricity is sent to a switchyard, where a transformer increases the voltage, allowing it to travel through the electric grid.

6. Water flows out of the penstock into the downstream river.

Hydropower can also be generated without a dam, through a process known as run-of-the-river. In this case, the volume and speed of water is not augmented by a dam. Instead, a run-of-river project spins the turbine blades by capturing the kinetic energy of the moving water in the river. Hydropower projects that have dams can control when electricity is generated because the dams can control the timing and flow of the water reaching the turbines. Therefore these projects can choose to generate power when it is most needed and most valuable to the grid. Because run-of-river projects do not store water behind dams, they have much less ability to control the amount and timing of when electricity is generated [1].



**Figure (4.5): Mechanism of Hydropower Plant**

#### **4.14 Advantages and Disadvantages of Hydropower Development**

It is obvious that hydropower development is a renewable energy source, and that its renewability is a significant advantage. When hydropower development occurs at existing dam sites; the environmental impact is minimal or nonexistent. However, keep in mind that significant changes can occur when an existing dam site is developed for power generation for example, water that would normally flow over a spillway, where a large amount of aeration would take place, is now funneled through turbines, where little-or no aeration occurs. The resulting substantial difference in the rate of aeration at a given point in the river can have a notable influence on the dissolved oxygen content of a considerable reach of river. In certain areas, especially those near large municipalities, the environmental impact can be significant. While the fuel costs of hydropower plants are negligible, their construction and capital equipment costs are usually substantially greater per unit of installed capacity than those of thermal power plants. This can be seen as either a benefit or a detriment. The economic feasibility of hydropower development is very sensitive to the difference between a discount rate, used to bring future income and costs to present value, and an assumed escalation rate, used to predict the future cost of electricity. The discount rate is taken as the loan interest rate, which is usually fixed. The escalation rate is an estimate, which can vary greatly. In a period of escalating inflation, for example, a hydroelectric project which is already in place looks like a very good investment [10].

When considering hydropower development within a given region, it is also important to look at the overall economics of that region. For example, it should be noted that hydropower development means that a substantially larger percentage of the investment capital can stay within a given region, since much of the developmental work can be done by local engineers and contractors. The

more sophisticated coal-fired and nuclear power plants are designed and built by specialized constructors, which often means that large amounts of capital leave the local economy. In many instances, the same is true for the amount of capital necessary for fuel for thermal power plants. This substantial drain on the economy can be very significant. An example in the United States is the estimate that, in Minnesota, each 1\$ spent on out-of-state coal is equivalent in effect on the economy to 3\$ invested within the state. In addition, hydropower facilities require minimal maintenance and do not have the same requirements for skilled personnel as do the more sophisticated thermal power plants.

There are other advantages of hydropower, and especially of small hydropower. Many future possibilities in small hydropower development will depend on the economic climate. There is a definite market for small turbine technology. Should this market be developed, it can be expected that significant improvements, both in operational characteristics of turbines and in reduced cost, can lead to small hydropower facilities being more cost-effective. Cost savings of approximately 30 percent have already been realized in Europe by utilizing modular construction for small hydropower facilities. There are many other aspects of small hydropower that have not been explored is yet. In many cases in developing nations, the small hydropower station becomes the catalyst for the development of small manufacturing facilities. One case in point is electrolytic manufacturing of fertilizer. It should also be pointed out that the current mini processor technology has developed to the point that it is feasible to operate a system of small hydropower plants on a completely automated basis, with only a traveling crew of workers needed for maintenance. In some cases, the number of small sites that are developable could supply the same amount of power as one large nuclear power plant, without the safety or security hazard normally involved with a large-scale development, If the total amount of power is distributed over several small plants, overall reliability can increase, since it is

very unlikely that all plants would suffer an outage at the same time. There are, however, also several disadvantages to small hydropower development. The most obvious is the fact that economy of scale does not prevail, these results in high initial cost for a relatively low installed capacity. In many cases, these plants are run-of-river; that is, their capability for generating power fluctuates wildly with the seasons, and this prevents a system of small power plants from acting as an equivalent base-load plant. In many areas of the world, peak power is available in late spring, whereas peak demand occurs in midsummer or midwinter. This mismatch of power need and availability can be quite serious. In addition to the lost economy of scale, there are other disadvantages which relate to the head available. For example, low-head facilities are those in which the available head is less than approximately 66 ft (20 m), since available power is proportional to the product of flow and head, larger amounts of flow must be handled in order to generate a given power level at lower head. This means that the size of the machine increases, producing a disproportionate increase in the cost for the amount of power developed. This problem also places a responsibility on the engineer for extremely careful design of inlet and outlet facilities since hydraulic losses which would be insignificant in higher-head installations become of major concern [10].

It can be said that the escalation of nonrenewable energy production costs, which occurred through the 1970s, has made hydropower more attractive. The future of hydropower development depends greatly on the ability of hydropower engineers to find innovative ways to reduce fixed costs of development while providing for a minimal environmental impact. It is the aim of this handbook to provide the background material for effectively meeting the demand for well-designed economical hydropower facilities [10].



## **4.15 Environmental Impacts of Hydroelectric Power Plants**

While hydropower generation does not emit global warming gasses or other air pollutants, the construction and operation of hydropower projects can have environmental and societal consequences that greatly depend on where the project is located and how it is operated.

Dams that have flooded areas with live vegetation can emit methane, a powerful global warming gas, as that organic material decomposes. For example, the Tucuruí dam in Brazil created a reservoir in the rainforest before clearing the trees. As the plants and trees began to rot, they reduced the oxygen content of the water, killing off the plants and fish in the water, and released large quantities of methane.

Hydropower projects can reduce the flows in rivers downstream if the upstream flows are trapped behind a reservoir and/or diverted into canals that take the water off stream to a generation unit. Lowering the flows in a river can alter water temperatures and degrade habitat for plants and animals. Less water in the river can also reduce oxygen levels which damage water quality [1].

Water is typically stored behind a dam and released through the turbines when power is needed. This creates artificial flow patterns in the downstream river that may be very different from the flow patterns a river would naturally experience. For example, rivers fed mostly by snowmelt may experience much higher flows in the winter and spring than the summer and fall. Hydropower operations may differ from these natural flow patterns, which has implications for downstream riparian and aquatic species. If water levels downstream of a hydropower project fluctuate wildly because of generation operations, fish could be stranded in suddenly shallow waters. If operations cause a more static flow schedule throughout the year than what the river would normally experience, the movement of sediment along a river section could be disrupted, reducing habitat for aquatic species. Fewer seasonal flow events could also cause a riparian

corridor to thicken into a less dynamic channel as saplings that would usually be seasonally thinned by high flows are able to mature [1].

Dams can also block the migration of fish that swim upstream to reach spawning grounds. In the Pacific Northwest and California, large dams have blocked the migration of coho, chinook, and sockeye salmon from the ocean to their upstream spawning grounds. The number of salmon making the journey upstream has fallen 90 percent since the construction of four dams on the lower Snake River. Some steps are being taken to move fish around the dams, such as putting them in barges or building fish ladders, but success has been limited. Downstream fish passage can also be a challenge since young fish can be chewed up in the turbines of the dam as they head towards the ocean.

The flooding of land to create reservoirs can also eliminate areas where people live or grow crops. The Balbina dam in Brazil, for example, flooded 2,360 square kilometers, an area the size of Delaware. Population density is typically higher along rivers, leading to mass dislocation of urban centers. The Three Gorges Dam in China dislocated nearly 1.2 million people.

Wildlife habitats destroyed by reservoirs can be especially valuable. In South America, 80 percent of the hydroelectric potential is located in rain forests, one of the most rich and diverse ecosystems on Earth. The Rosana dam in Brazil destroyed one of the few remaining habitats of the black-lion tamarin, a rare and beautiful species of long-haired monkey [1].

#### **4.16 Decreasing of Hydropower Plants Environmental Impact**

While hydropower operations can cause negative environmental impacts, the way a project is operated can make a big difference in its degree of environmental footprint. Projects can manage flow releases from dams to ensure there is enough water in the river to support native species. Flows can also be scheduled to mimic natural flow patterns, which help transport sediment and mimic biological cues that would have been provided by the natural flow cycle. Retrofitting dams with

fish passage equipment and even removing dams in some key river reaches can greatly improve access to upstream habitat [1].

#### **4.17 Economic Impact of Hydropower**

Economy is the main principle of design of a Hydropower plant. Hydropower plant economics is important in controlling the total power costs to the consumer. Power should be supplied to the consumer at the lowest possible cost per KWh. Hydropower is the only renewable energy technology that is commercially available on a large scale. The reason being is hydropower plants have no such byproducts like high content of sulphur because the whole process of electricity generation from water input through the turbines and water output do not change the nature of the water, hence, saving expenses on sustaining a clean environment. Also, the electricity generation efficiency (the ratio between the useful output of an energy conversion machine and the input, in energy terms) of hydropower is the highest, which led to being one of the lowest cost of electricity [9].

Hydropower has been using in thirty country worldwide and its production is estimated at 1/5 total global production with 90% efficiency. The greatest benefit from the hydropower program is the abundant low-cost energy the projects contribute to electric power grids. Because hydroelectric power plants burn no fuel, operating costs are low and are immune to rising fossil fuel prices, when construction costs were low. As a result, these plants are playing a significant role in keeping electricity costs affordable for consumers, creating a positive impact on the economy.

## **Chapter Five**

### **Conclusion and Recommendation**

#### **5.1 Discussion**

It is clearly estimated that the hydropower plants is most unique, clean, and renewable energy source where it does not emit any greenhouse gases and have a large advantages when compared to its disadvantages which that could be deal by accurate follow of environmental consultants instructions, also hydropower plants are cheap source although the first construction require much money, but the hydropower plant could serve long time with no need to other costs except to cheap maintenance and operation costs.

#### **5.2 Conclusion**

Hydroelectric power is one of the leading renewable energy sources in the world and the case is no different in Sudan. This is considering its many benefits and the distribution of the economically feasible hydropower resource. It provides the low cost in generation, maintenance and flexibility in supply according to the demand.

Hydropower is the one of the best renewable energy in terms of satisfying the energy need in a larger scale and in terms of the opportunity it provides for implementing adequate mitigation measures for its negative effectives.

Sudan has entered into a period of rapid economic drop in early decades. The country has prepared plan and strategy to guide the economy into a sustainable path but energy had been forgotten, where the energy sector since it is the main sector that is of due importance to make sure the continuing growth of the economy, especially like inexpensive hydropower. Where Sudan has a lot of areas and a lot of rivers and large water resources if it used, it could be insure of a country future. And now Sudan is so needy to use these graces. If this resource tapped it can provide not only hydroelectric power but could also be a source of

social, economic and environmental development by providing various additional services such as navigation, tourism, irrigation in case of multipurpose hydropower projects.

Exploiting this resource brings various social and economic advantages to the country which might not be possible without it. This helps to compensate any detrimental effects these projects might have most importantly hydropower holds the key to making the country's dreams in terms of satisfying the energy demand along with building a zero net emission economy, where the social and economic development targets stated on the development plans are a reality.

### **5.3 Recommendation**

Hydropower development has become the focus of attention in recent years in more than 30 countries worldwide. Especially in Sudan because this sector as the primary source to satisfy the energy demand and achieve the country's sustainable development goals which are stated in the major development plans of this country. So it is important to discuss and recommend about the economic, environmental and social positive impacts that can be exploited from the hydroelectric power development projects in this country:

1. Hydropower projects are mainly criticized because their reservoirs covers large amount of space and this is responsible for the displacement of communities from their original dwelling place. So government should equitably resettle people displaced due to these projects before starting the project.

- 2- Government should be sure that an ecological consultant is an integral member of the design team. Where he can give full criteria about environmental impacts and give suggestions to expected problems.

- 3- To gain full benefit of hydroelectric power and perfectly cover its social and economic purposes, it should provide various services such as recreational uses, navigation, and flood control. Most importantly since Ethiopia's majority population's main source of income is agricultural products, these multipurpose

reservoirs built for the hydroelectric services can serve a great deal by serving as a constant supply of water for irrigation. This can increase the number of growing seasons for the local farmers.

4- Fossil fuel contributes to loss of foreign currency, and consumption is associated with greenhouse gas emissions. This is against the idea of enhance of clean energy, so hydropower energy should be first choice when it could be available, because some countries cannot be able to use this type of energy for technician problems.

5-Sudan is one of the African countries whose economies rely heavily on agriculture. The majority of the population depends on this sector to earn their income. The agriculture in the country is based on the seasonal rain, which is highly variable and uncertain, especially nowadays because of the impact of climate change. Therefore, the planned as well as the existing multipurpose hydroelectric projects will serve as a reliable source of water, thus avoiding the uncertainty associated with water availability and variability due to climatic change. This in turn would help the country to avoid the droughts which might result due to water scarcity and also help to decrease unemployed.

6-Hydropower could also give significant economic contribution by offering be a source of foreign currency, since the country might be trade in electric power to buy for neighboring countries which can also have political benefits by serving as a source of regional cooperation.

7- Classifying hydropower as a renewable and sustainable resource should be based on meeting acceptable criteria and not on capacity, reservoir size or other physical characteristics.

8- Each country's regulations and policy should be clearly set out, so that the rules are known and the process can be effective. So hydropower developers need to know at an early stage if their projects will be encouraged, and under what

conditions, particularly as long lead-times and expensive engineering and environmental studies are required.

9- Hydropower should be promoted in developing countries through technical cooperation to investigate hydropower potential, and through financial cooperation to develop integrated water systems and efficient utilization of water resources.

10- Hydropower projects should benefit local communities throughout the project life cycle. Where local communities should benefit from projects based on a fair assessment of net impacts to that community in order to encourage other communities to accept other future projects.

11- Instruments to support and promote hydropower development should be linked to ecological criteria for the protection of water status and other sustainability requirements.

12- High level of transparency needs to be insured in energy policy making and implementation.

13- Suitable, less favourable and non-favourable areas (water bodies or their parts) for hydropower development should be determined.

14- Clear information on all costs and benefits of a given hydropower project should be made available.

15- Best available techniques should be applied to infrastructure safety.

16- Ensure compliance with relevant regulations, project preparation documentation and agreements.

17- Facilitation of fish passing to keep fish wealth.

## References

- [1] *How Hydroelectric Work*. (2019, 1 1). Retrieved 3 31, 2019, from Union of Concerned Scientists: [https://www.ucsusa.org/clean\\_energy/our-energy-choices/renewable-energy/how-hydroelectric-energy.html#bf-toc-1](https://www.ucsusa.org/clean_energy/our-energy-choices/renewable-energy/how-hydroelectric-energy.html#bf-toc-1)
- [2] *Ahmed, B. S. (2012). Renewable Energy*. Egypt: Egypt-The Ministry of Planning.
- [3] *Asawa, G. (2008). Irrigation and Water Resources engineering*. Delhi: New Age International (P) Ltd.
- [4] *BAIRWA, R. K. (2014). Types of hydropower plants*. Mumbai: SlideShare.
- [5] *Barrett, E. (2007). Environmental and Social Impact Assessment of the Bui Hydropower Project*. Accra: Environmental Protection Agency (EIA Environmental Assessment in Ghana).
- [6] *Bung, P. T. (2003). Hydroelectric Power plants as Source of Renewable Energy*. Berlin: Federal Environmental Agency (Umweltbundesamt).
- [7] *Dagmawi Mulugeta Degefu. (2015). Hydropower for sustainable water and energy development in Ethiopia*. Springer International Publishing, 8,9.
- [8] *Duane Castaldi, E. C. (2003). A Study of Hydroelectric Power: From a Global Perspective to a Local Application*. In E. C. Duane Castaldi, *A Study of Hydroelectric Power: From a Global Perspective to a Local Application* (p. 2). Pennsylvania: The Pennsylvania State University.
- [9] *Fauzan, M. F. (2017). Energy, Economic and Environmental Impact of Hydropower in Malaysia*. *International Journal of Advanced Scientific Research and Management*, 35.
- [10] *Gulliver, J. S. (1991). Hydropower Engineering HANDBOOK*. USA: McGraw-Hill.
- [11] *K. Biswas, A. (1997). Water Resources: Environmental Planning, Management and Development*. USA: MC-Grawhill.



- [12] Kharagpur, I. (2008). *Water Resources Engineering*. India: IIT Kharagpur.
- [13] M.Majumder, S. (2013). Classification of HydropowerPlants. In S. M.Majumder, *Decision Making Algorithms for Hydro-Power* (p. 15). Berlin: Springer.
- [14] Nag, P. K. (2008). *Power Plant Engineering*. New Delhi: Tata McGraw-Hill Publishing Company Limited.
- [15] PeterX, R. S. (2012, 1 9). *Mechanism of Hydroelectric Power*. Retrieved 3 28, 2019, from swcphysics30: <https://swcphysics30.wordpress.com/>
- [16] Progett, N. E. (2019, 3 30). *National Energy Education Development Progett*. Retrieved 3 31, 2019, from National Energy Education Development Progett: <https://www.need.org/>
- [17] Project, N. E. (2019, 3 30). *National Energy Education Development Project*. Retrieved 3 31, 2019, from National Energy Education Development Project: <https://www.need.org/>
- [18] Raja, A. K. (2006). *Power Plant Engineering*. New Delhi: New Age International (P) Ltd.
- [19] Voradeth Phonekeo, S. K. (2015). *Development of Guidelines for Hydropower Environmental Impact Mitignation and Risk*. Phnom Penh: Initiative on Sustainable Hydropower.
- [20] wikipedia. (2019, 3 27). *Hydropower*. Retrieved 3 27, 2019, from wikipedia: <https://en.wikipedia.org/wiki/Hydropower>