

**Appendix (A)**  
**Distress Severity Images**



[Fig. A.1: Low Severity Alligator Cracking](#)



[Fig. A.4: Low Severity Bleeding](#)



[Fig. A.2: Medium Severity Alligator Cracking](#)




[Fig. A.5: Medium Severity Bleeding](#)



[Fig. A.3: High Severity Alligator Cracking](#)



[Fig. A.6: High Severity Bleeding](#)



[Fig. A.7: Low Severity Block Cracking](#)



[Fig. A.10: Low Severity Upheavals and Settlements](#)



[Fig. A.8: Medium Severity Block Cracking](#)




[Fig.A.9: High Severity Block Cracking](#)

[Fig. A.11: Medium Severity Upheavals and Settlements](#)



[Fig. 2.12: High Severity Upheavals and Settlements](#)





[Fig. A.13: Low Severity Corrugation](#)



[Fig. A.16: Low Severity Depression](#)



[Fig. A.14: Medium Severity Corrugation](#)



[Fig. A.17: Medium Severity Depression](#)



[Fig. A.15: High Severity Corrugation](#)



[Fig. A.18: High Severity Depression](#)



[Fig. A.19: Low Severity Edge Cracking](#)



[Fig. A.22: Low Severity Lane/Shoulder drop-off](#)



[Fig.A.20: Medium Severity Edge Cracking](#)



[Fig. A.23: Medium Severity Lane/Shoulder Drop-off](#)



[Fig. A.21: High Severity Edge Cracking](#)



[Fig. A.24: High Severity Lane/Shoulder Drop-off](#)




[Fig. A.25: Low Severity Longitudinal & Transverse Cracks](#)



[Fig. A.28: Low Severity Patching](#)



[Fig. A.26: Medium Severity Longitudinal & Transverse Cracks](#)



[Fig. A.29: Medium Severity Patching](#)



[Fig. A.27: High Severity Longitudinal & Transverse Cracks](#)



[Fig. A.30: High Severity Patching](#)



[Figure A.31 Polished Aggregate Textures](#)



[Figure A.32 Low Severity Potholes](#)



[Figure A.35 Low Severity Raveling](#)



[Figure A.33 Medium Severity Potholes](#)



[Figure A.36 Medium Severity Raveling](#)



[Figure A.34 High Severity Potholes](#)



[Figure A.37 High Severity Raveling](#)



[Figure A.38 low Severity reflection crack](#)



[Figure A2.41 low Severity Rutting](#)



[Figure A.39 medium Severity reflection cracks](#)



[Figure A.42 Medium Severity Rutting](#)






[Figure A.40 High Severity reflection cracks](#)



[Figure A.43 High Severity Rutting](#)



[Figure A.44 Low Severity shoving](#)



[Figure A.47 Low Severity Slippage Cracks](#)



[Figure A.45 Medium Severity shoving](#)



[Figure A.48 Medium Severity Slippage Cracks](#)



Figure A.46 high Severity shoving



Figure A.49 High Severity Slippage Crack

FIG 1: ALLIGATOR CRACKING

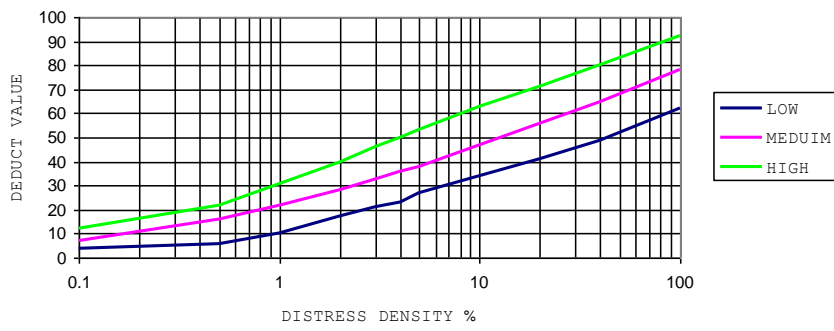


FIG 2: BLEEDING

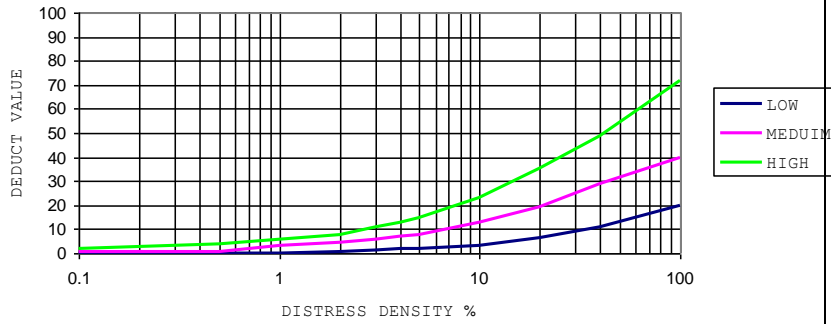


FIG 3: BLOCK CRACKING

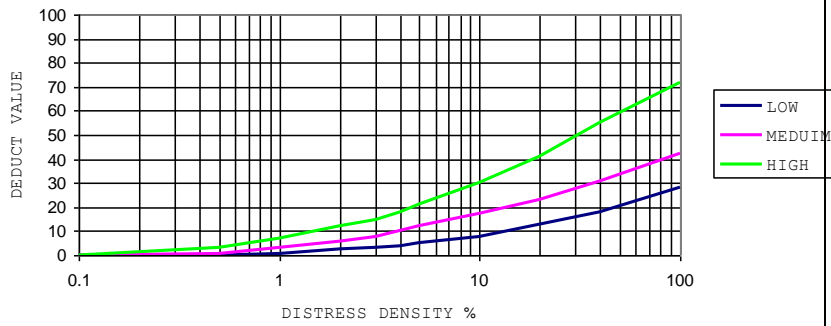


FIG 4: UPHEVAL & SETTLEMENT

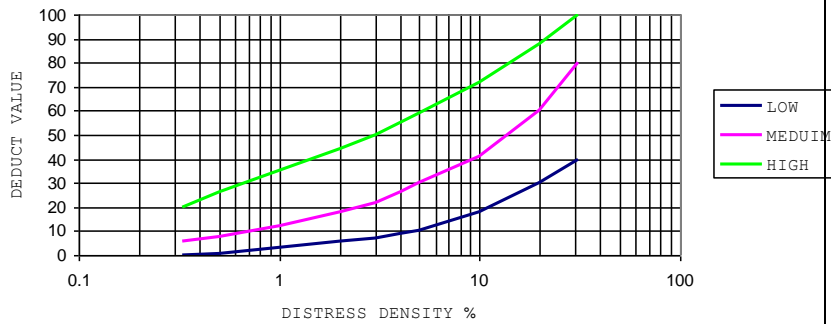


FIG 5 : CORRUGATION

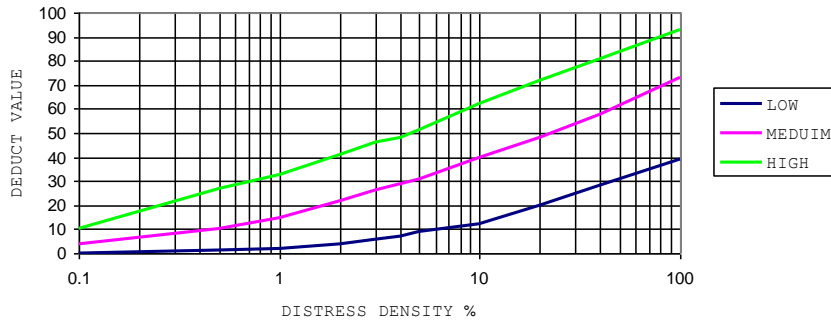


FIG 6 : DEPRESION

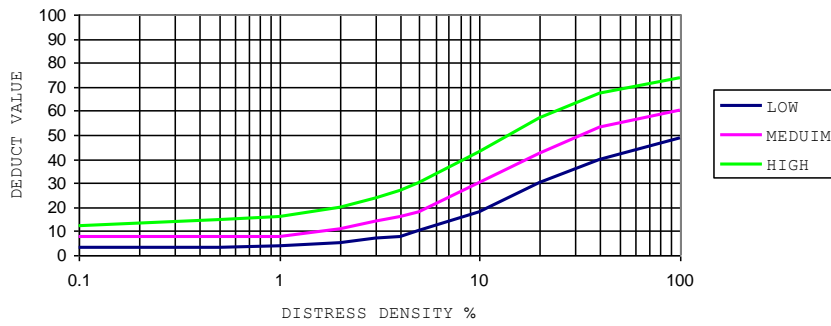


FIG 8 : LANE/SHOULDER DROP-OFF

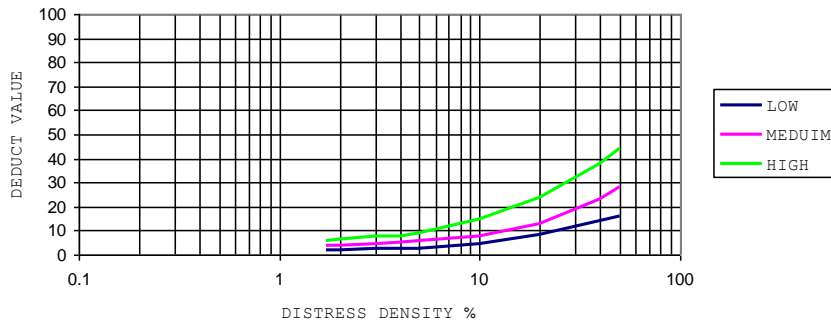


FIG 9: LONGITUDINAL & TRANSVERSE CRACKING

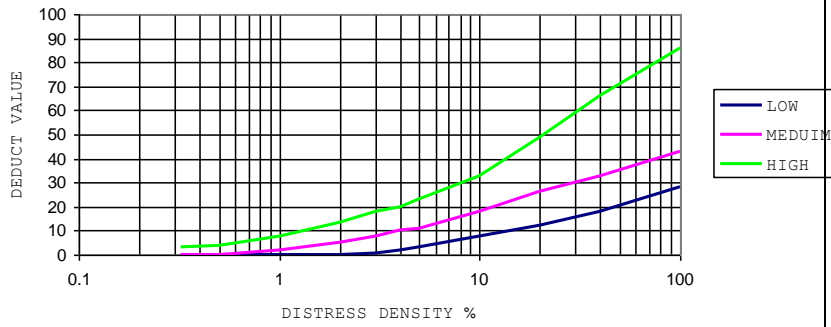


FIG 10: PATCHING

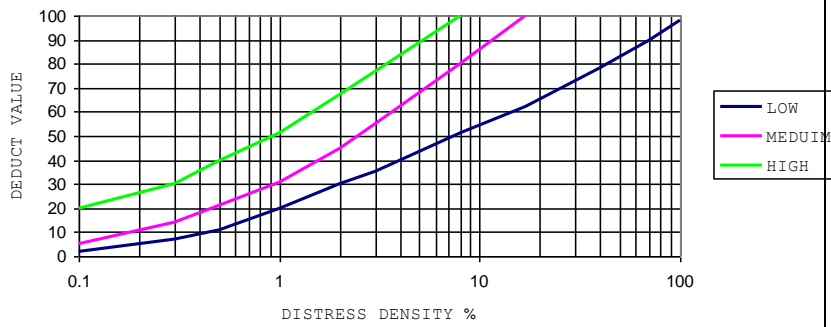


FIG 11: POLISHING

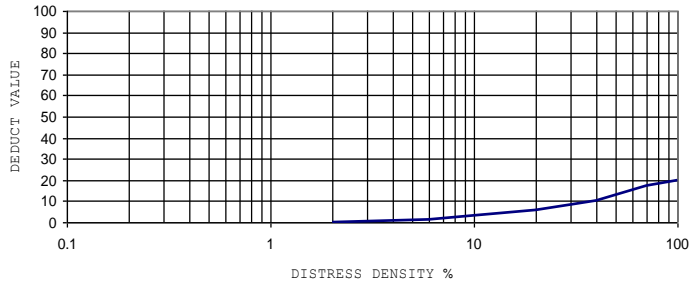


FIG 12: POTHOLES

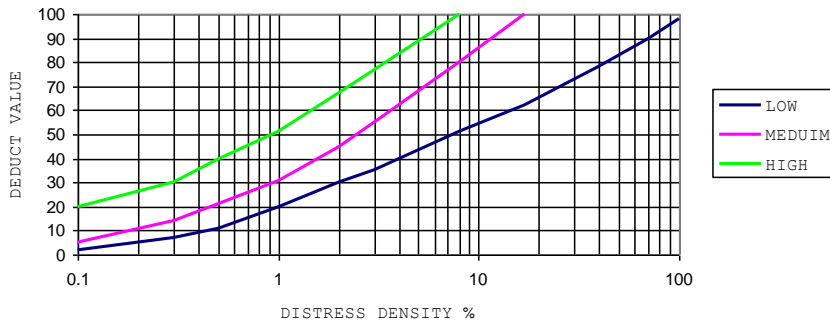


FIG 18: SLIPPAGE CRACKS

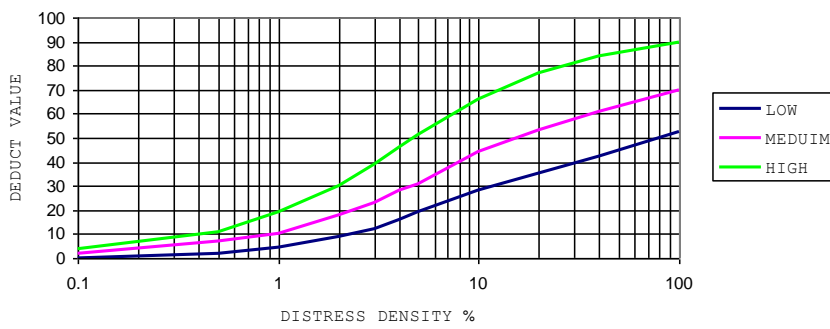
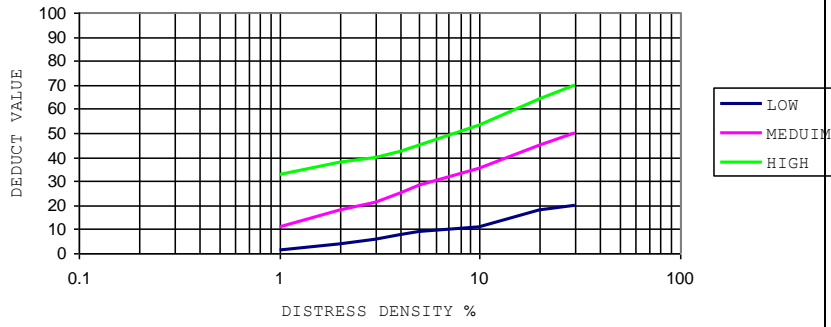


FIG 19: SWELLING



[Fig 20 Corrected deduct value curve](#)

