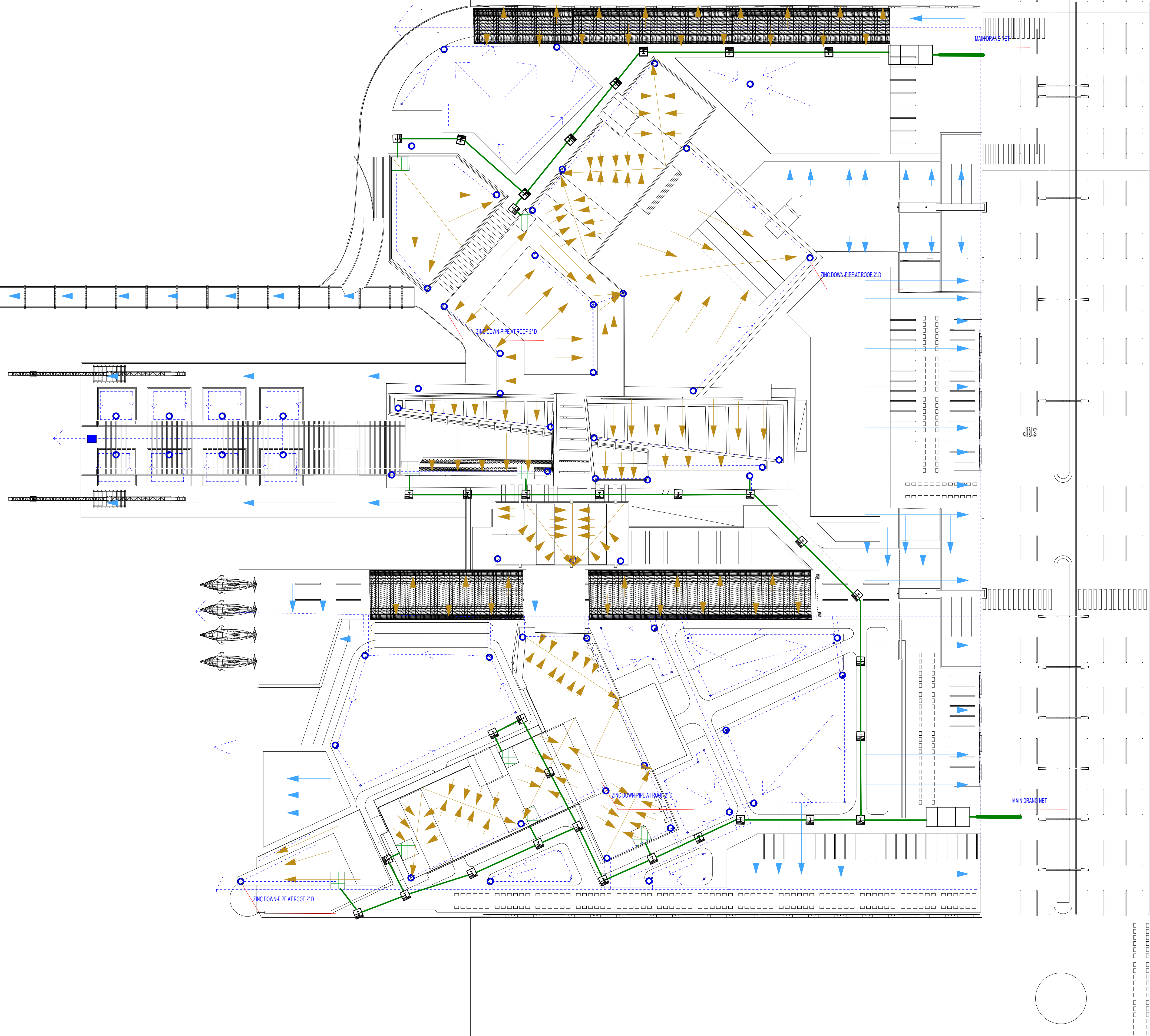
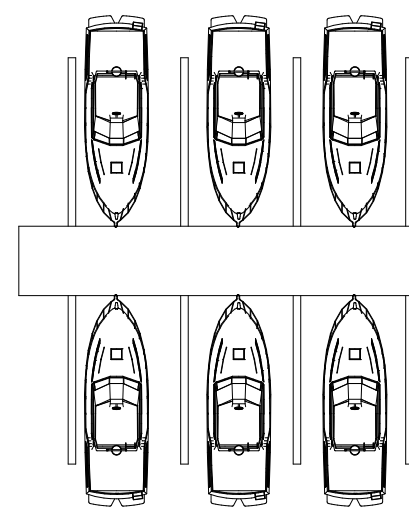



# SUDAN UNIVERSITY OF SCIENCE AND TECHNOLOGY



## REMARK

- ALL DIMENSIONS IN METRIC UNITS
- THE STRUCTURE IS LOADED BY A SINGLE MIST WITH SECONDARY COLUMNS SUPPORTING THE STRUCTURE.
- THE DRAINAGE SURFACE WATER IN SITE IS DERANGING VIA DOWN-PIPE AND ONTO THE BLUE NILE.
- THE SURFACE DRAINING DOWN-PIPES USED ARE MADE FROM ZINC WITH A 2" DIM.
- THE SEWAGE SYSTEM PIPES ARE CONNECTED TO MAN SEWAGE NETWORK THROUGH THE LAST MAN-HOLE.
- THE SEWAGE SYSTEM PIPES ARE MADE FROM PPR WITH A 4" DIM.
- MAN-HOLE COVERS ARE MADE FROM IRON.

	SEWAGE LINE PIPE		
	SHALLOW MAN-HOLE		
	SEWAGE PUMP		
	TOILETS		
	SURFACE SEWAGE LINE		
	PIPE LINE		
	LINE PIPE TO THE NILE.		
	DOWN-PIPE		
	SAP		
M.H no.	HIGH (m)	WIDTH (m)	DEPTH (m)
1."1.1"	0.45	0.45	0.45
2."2.2"	0.50	0.50	0.60
3."3.3"	0.55	0.55	0.75
4."4.4"	0.60	0.60	0.90
5."5.5"	0.70	0.65	1.05
6."6.6"	0.75	0.70	1.20
7."7.7"	0.75	0.75	1.35
8."8.8"	0.75	1.00	1.50
9."9.9"	0.75	1.00	1.65
10."10.10"	0.75	1.00	1.80
11."11.11"	0.75	1.20	1.95
12."12.12"	0.75	1.20	2.10
13."13.13"	0.75	1.20	2.25
14."14.14"	0.75	1.20	2.37
15."15.15"	0.75	1.20	2.50
16."16.16"	0.75	1.20	2.56
17."17.17"	0.80	1.20	2.69
18."18.18"	0.80	1.40	2.75
19."19.19"	0.80	1.40	2.80
20."20.20"	0.85	1.40	2.86
21."21.21"	0.85	1.40	2.91
22."22.22"	0.85	1.40	2.91
23."23.23"	0.85	1.40	2.91
24."24.24"	0.90	1.60	2.98
25."25.25"	0.90	1.60	2.98

WATER FILTER  
 SUDAN UNIVERCITY  
 ENGINEERING COLLEG  
 5TH YEAR

## WATER SUPPLY SEWAGE PLAN LIVINGAGUATIC RESOURCES RESEARCH CENTER

DESIGNED BY:  
 SHIMA MOHAMMED ALTAHER  
 ALI

